

**COMMUNICATIONS
ALLIANCE LTD**



INDUSTRY GUIDELINE

G602.2:2023

LOCAL NUMBER PORTABILITY

IT SPECIFICATIONS AND OPERATIONS MANUAL
PART 2 - CATEGORY A PROCESSING

G602.2:2023 Local Number Portability: IT Specifications and Operations Manual Part 2- Category A Processing Industry Guideline

First published as ACIF G602.2:2003
Second edition as ACIF G602.2:2005
Third edition as ACIF G602.2:2006
Fourth edition as ACIF G602.2:2007
Fifth edition as ACIF G602.2:2013
Sixth edition as G602.2:2016

Communications Alliance Ltd was formed in 1997 to provide a unified voice for the Australian communications industry and to lead it into the next generation of converging networks, technologies and services.

Disclaimers

- 1) Notwithstanding anything contained in this Industry Guideline:
 - a) Communications Alliance disclaims responsibility (including where Communications Alliance or any of its officers, employees, agents or contractors has been negligent) for any direct or indirect loss, damage, claim, or liability any person may incur as a result of any:
 - i) reliance on or compliance with this Industry Guideline;
 - ii) inaccuracy or inappropriateness of this Industry Guideline; or
 - iii) inconsistency of this Industry Guideline with any law; and
 - b) Communications Alliance disclaims responsibility (including where Communications Alliance or any of its officers, employees, agents or contractors has been negligent) for ensuring compliance by any person with this Industry Code/Guideline.
- 2) The above disclaimers will not apply to the extent they are inconsistent with any relevant legislation.

Copyright

© Communications Alliance Ltd 2023

This document is copyright and must not be used except as permitted below or under the Copyright Act 1968. You may reproduce and publish this document in whole or in part for your or your organisation's own personal or internal compliance, educational or non-commercial purposes. You must not alter or amend this document in any way. You must not reproduce or publish this document for commercial gain without the prior written consent of Communications Alliance. Organisations wishing to reproduce or publish this document for commercial gain (i.e. for distribution to subscribers to an information service) should apply to Communications Alliance by contacting the Communications Alliance Commercial Manager at info@commsalliance.com.au.

G602.2:2023 COPYRIGHT
NOVEMBER 2023

TABLE OF CONTENTS

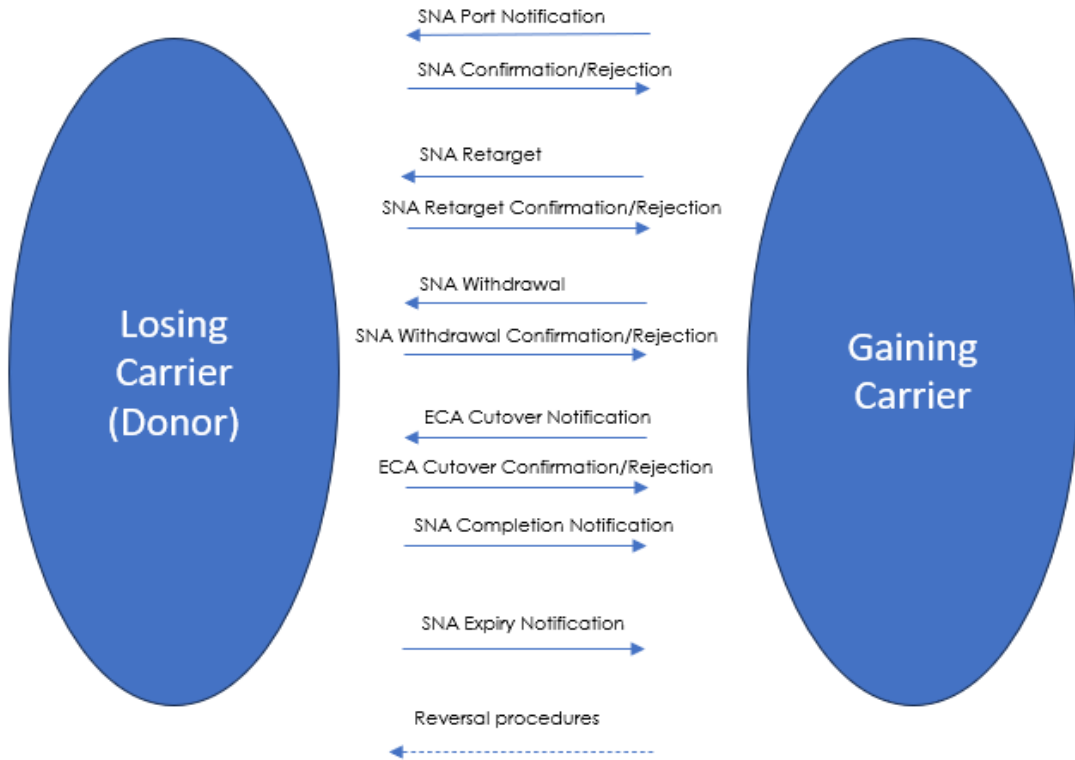
1	CATEGORY A – CONTEXT DIAGRAMS	3
1.1	Category A – Donor as Losing Carrier	3
1.2	Category A - Donor as Gaining Carrier	4
1.3	Category A – Third Party	5
2	CATEGORY A – EVENT TREE DIAGRAMS	6
2.1	Category A - Donor as Losing Carrier	6
2.2	Category A - Donor as Gaining Carrier	6
2.3	Category A – Third Party	6
3	CATEGORY A – LIFETIME OF A PORT	7
3.1	Category A - Donor as Losing Carrier	7
3.2	Category A - Donor as Gaining Carrier	7
3.3	Category A – Third Party	8
4	CATEGORY A– PROCESS FLOW DIAGRAMS	9
4.1	Category A - Donor as Losing Carrier	9
4.2	Cat. A – Donor as Gaining Carrier	15
4.3	Cat. A Third Party	21
5	CATEGORY A – PROCESS EVENTS AND VALIDATIONS	28
5.1	Category A – Donor as Losing Carrier	28
5.2	Category A – Donor as Gaining Carrier	36
5.3	Category A – Third Party	45
6	CATEGORY A – THIRD PARTY PORTING ACTIVITY	59
6.1	SNA/TSNA Initiated	59
6.2	Port Cutover	59
6.3	SNA/TSNA Retarget	60
6.4	SNA/TSNA Withdrawal	61
6.5	Port Expiry	61
7	CATEGORY A – PORTING TIMEFRAMES	62
8	CATEGORY A – RECORD DESCRIPTION	63
8.1	SNA	63
8.2	SNA Confirmation	63
8.3	SNA Rejection	64
8.4	SNA Retarget Notification	64
8.5	SNA Retarget Confirmation	65
8.6	SNA Retarget Rejection	65
8.7	SNA Withdrawal Notification	66
8.8	SNA Withdrawal Confirmation	66
8.9	SNA Withdrawal Rejection	67
8.10	ECA Cutover Notification	67

8.11	ECA Cutover Confirmation	68
8.12	ECA Cutover Rejection	68
8.13	SNA Completion Notification	69
8.14	SNA Expiry Notification	69
8.15	TSNA Port Notification	69
8.16	TSNA Port Confirmation	70
8.17	TSNA Port Rejection	70
8.18	TSNA Withdrawal Notification	71
8.19	TSNA Withdrawal Confirmation	71
8.20	TSNA Withdrawal Rejection	72
8.21	TECA Cutover Notification	72
8.22	TECA Cutover Confirmation	73
8.23	TECA Cutover Rejection	73
8.24	TSNA Completion Notification	74
8.25	TSNA Expiry Notification	74
<hr/>		
9	CATEGORY A – RESPONSE CODES	75
<hr/>		
10	REFERENCES	82
<hr/>		
	PARTICIPANTS	83
<hr/>		
<hr/>		

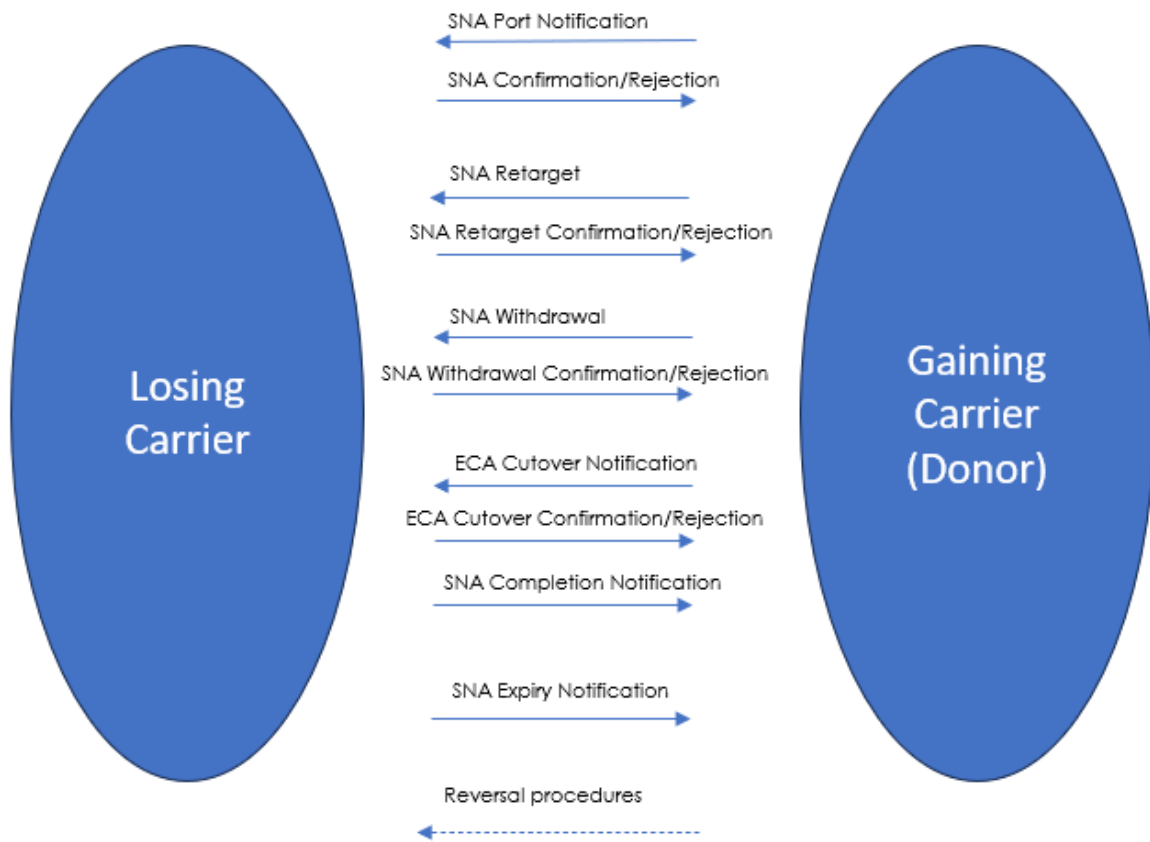
1 CATEGORY A – CONTEXT DIAGRAMS

The following diagrams identify the agreed transactions that are to be supported for the Cat.A process. A solid line “—————” indicates that the transaction is automated, while a broken line “- - - - -” indicates that the transaction is manually handled via agreed operational procedures.

1.1 Category A – Donor as Losing Carrier



1.2 Category A - Donor as Gaining Carrier

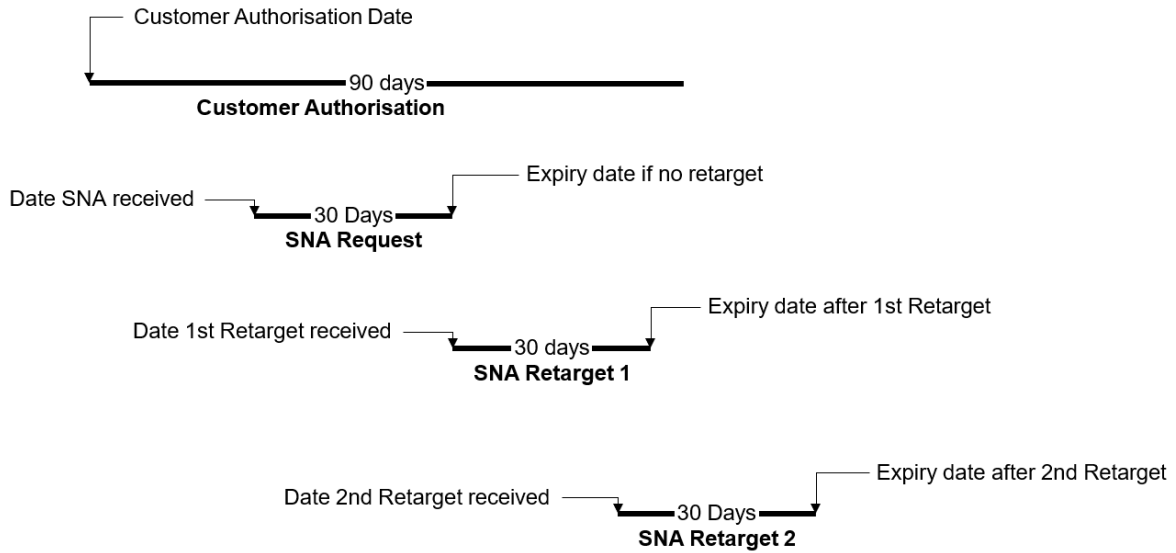


1.3 Category A – Third Party

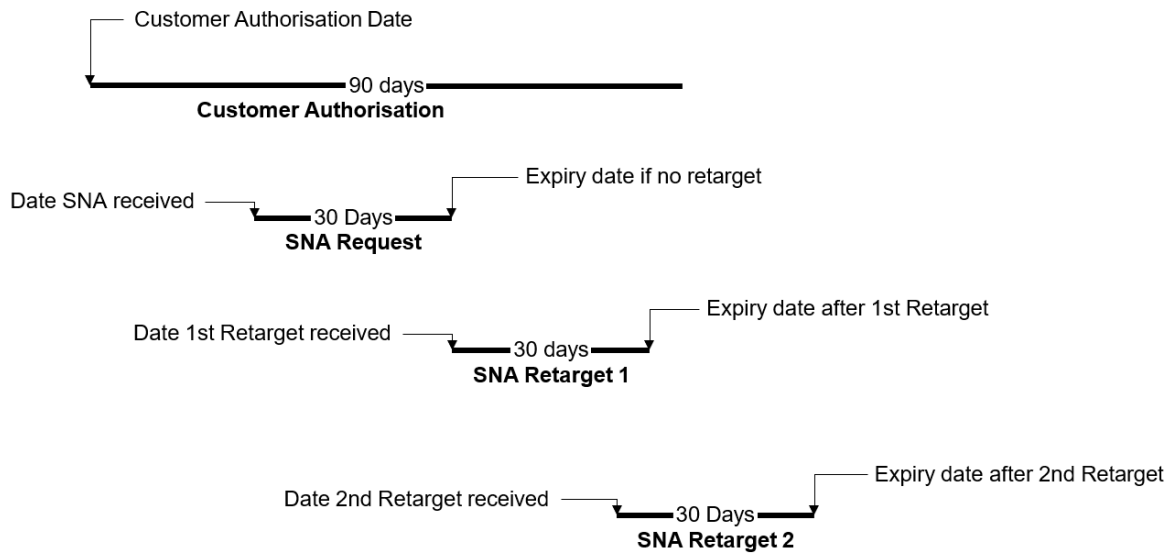


3 CATEGORY A – LIFETIME OF A PORT

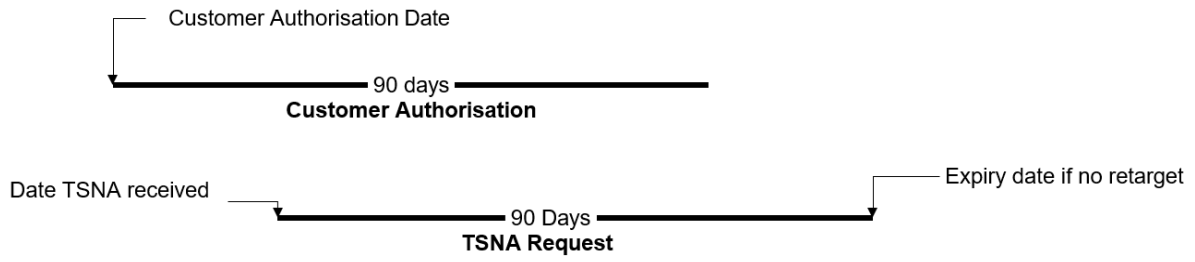
3.1 Category A - Donor as Losing Carrier



3.2 Category A - Donor as Gaining Carrier

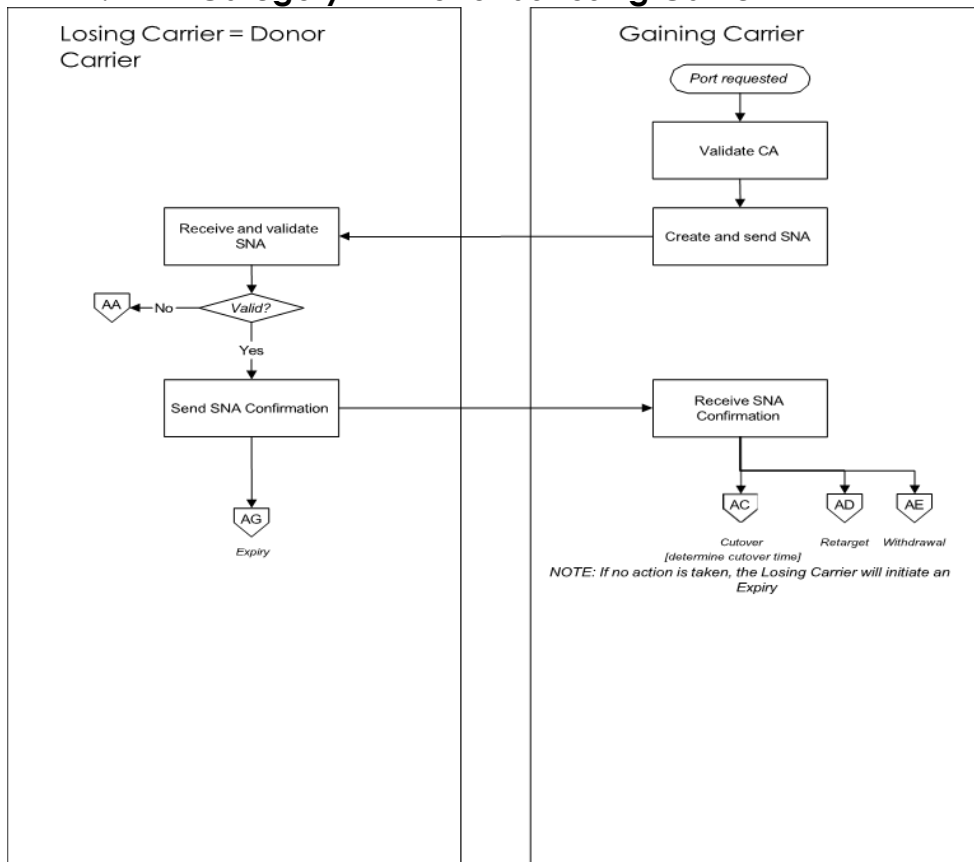


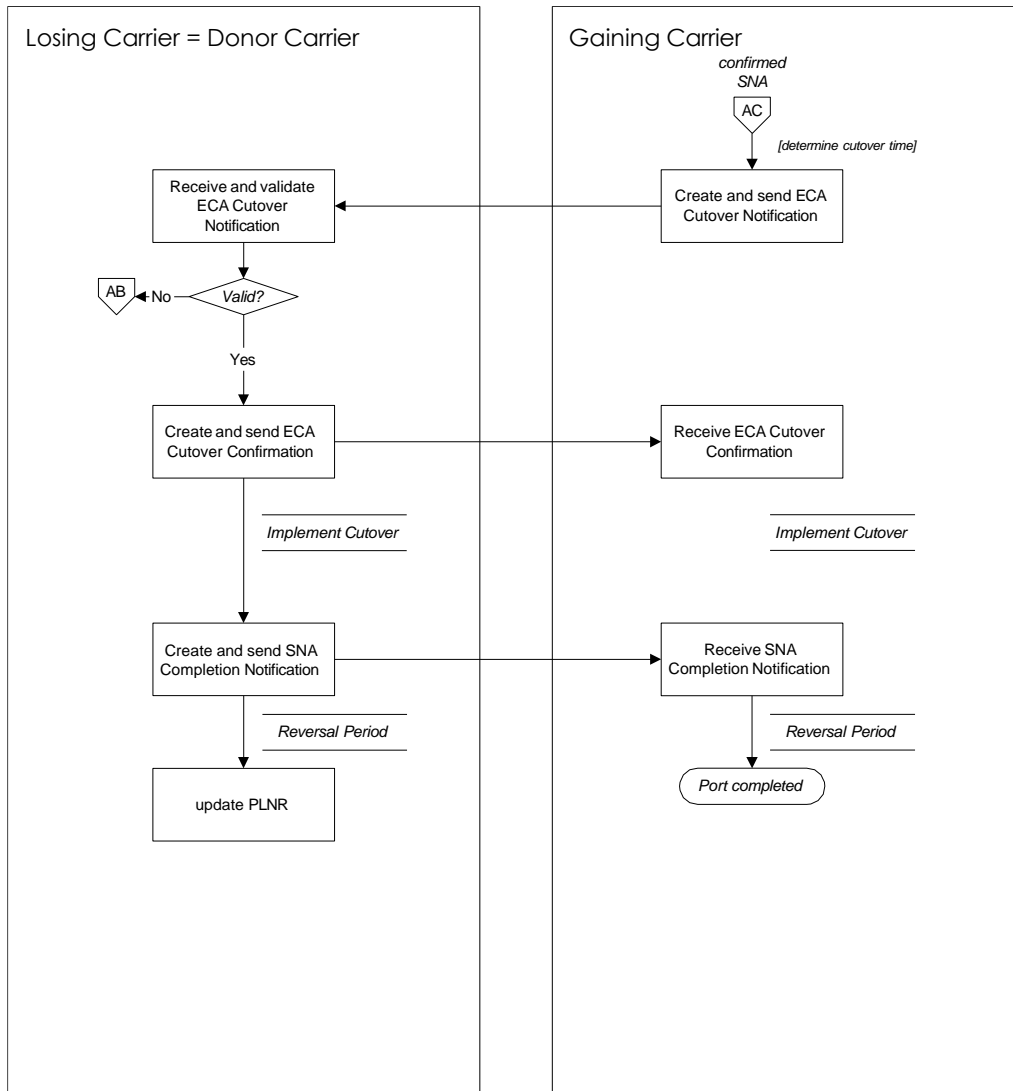
3.3 Category A – Third Party

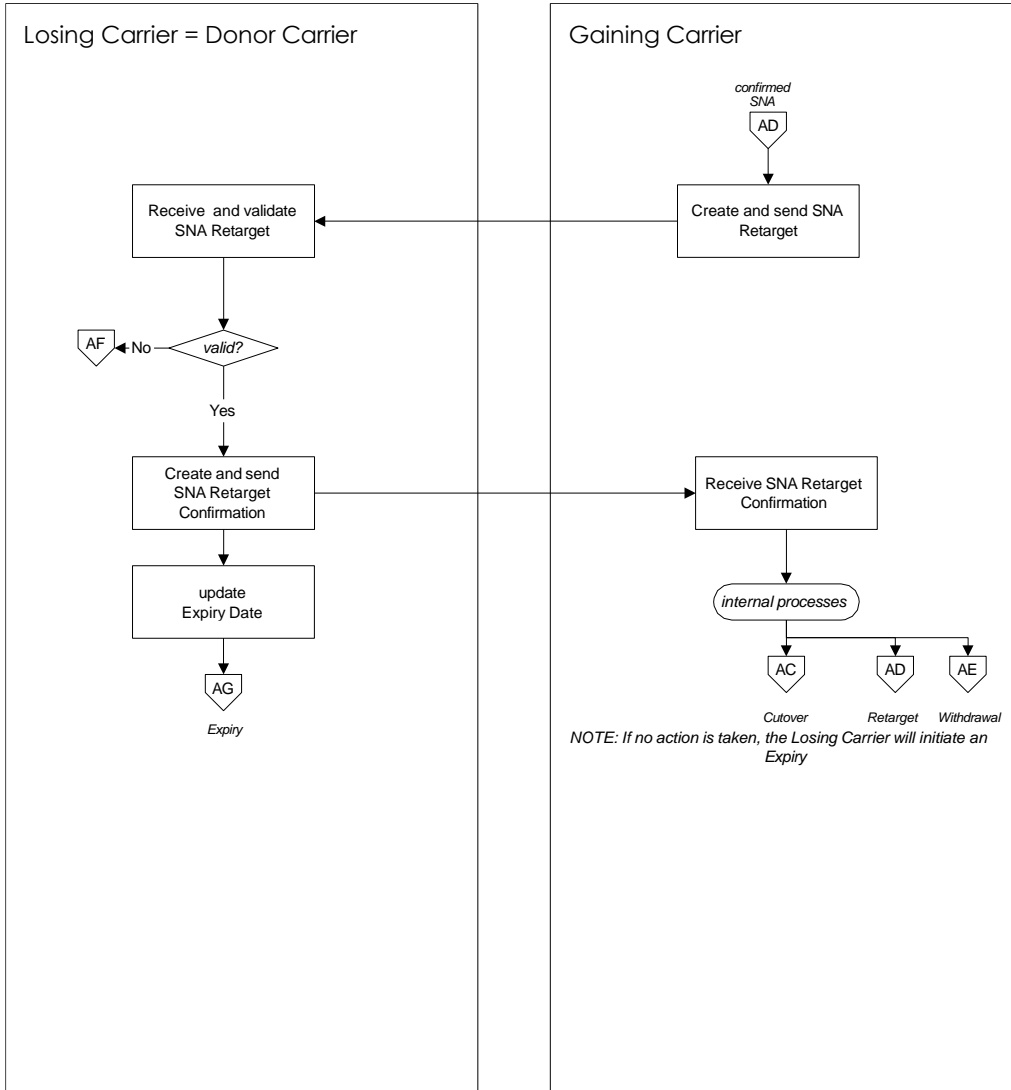


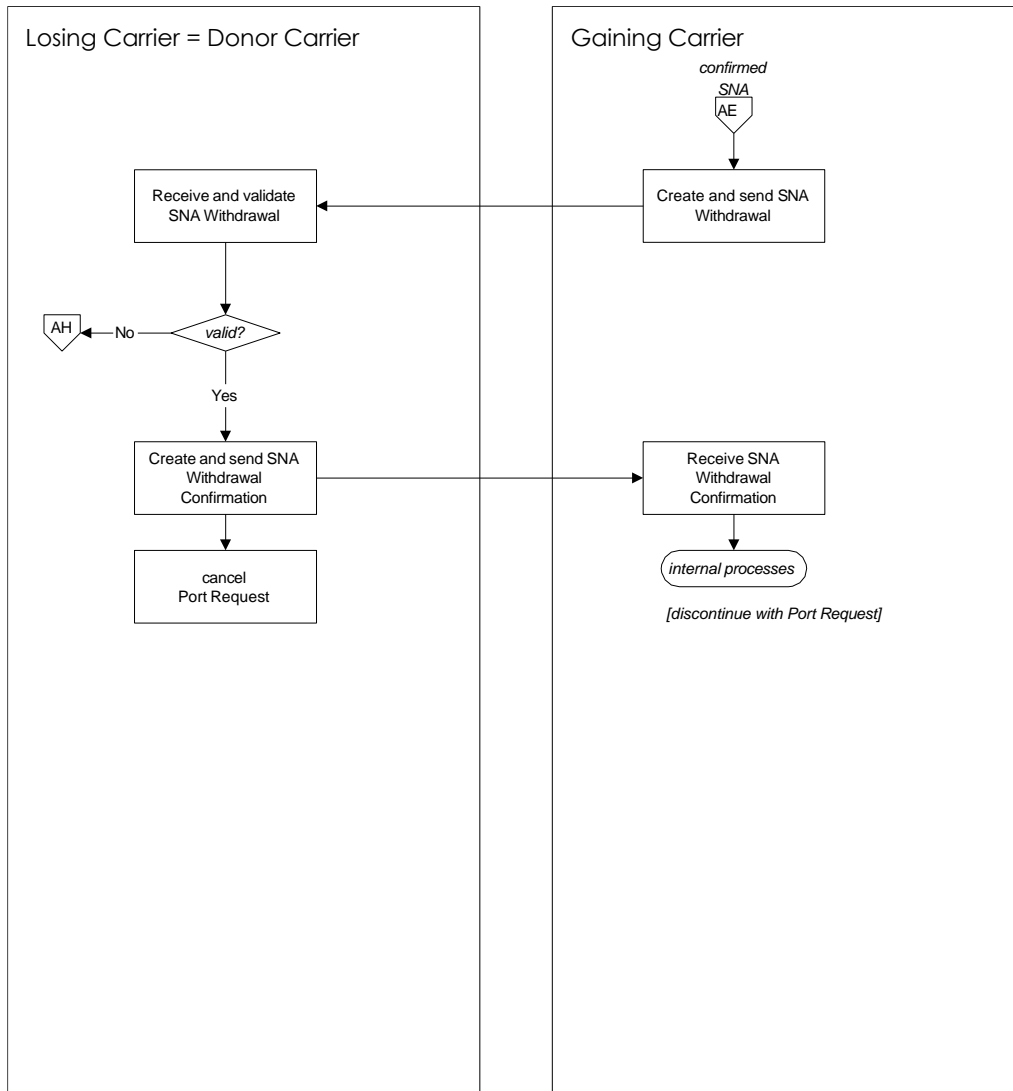
4 CATEGORY A- PROCESS FLOW DIAGRAMS

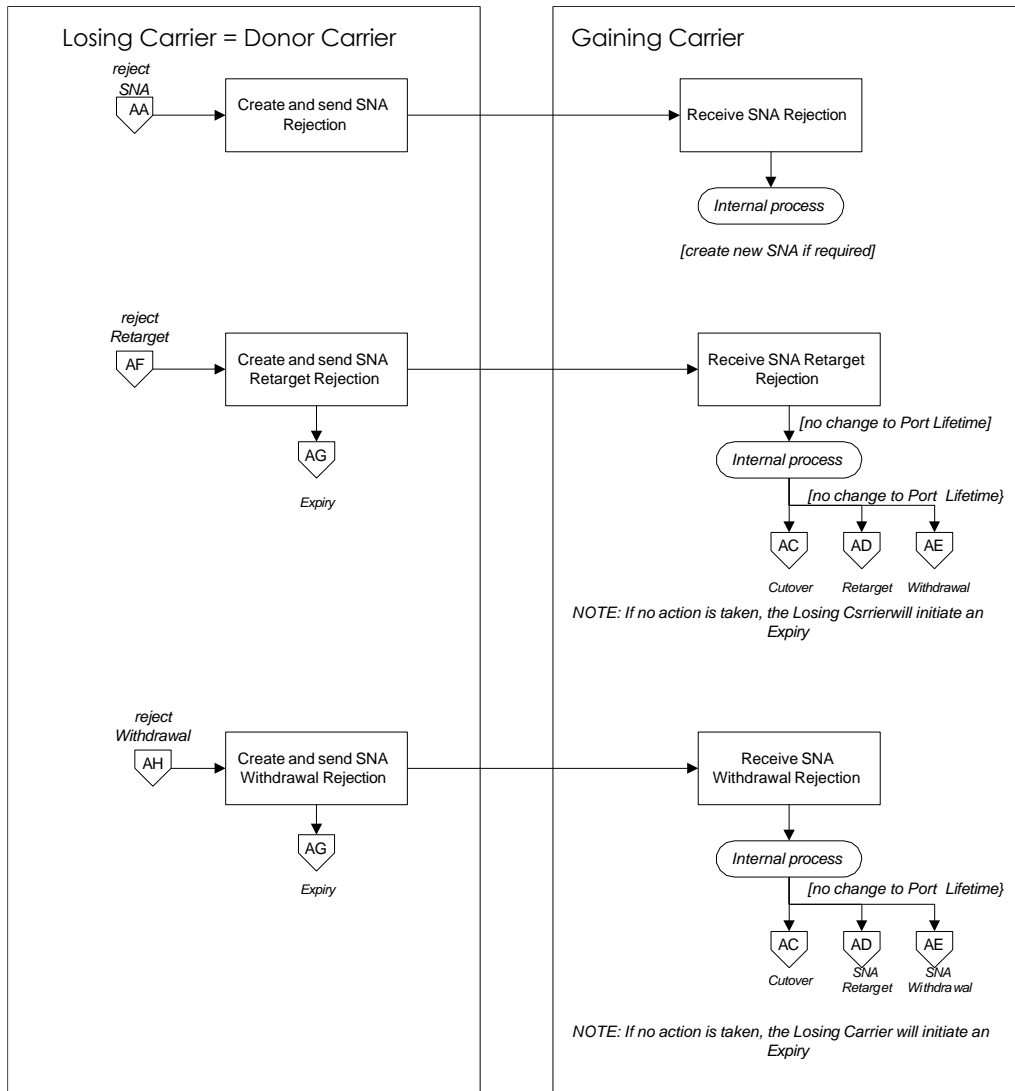
4.1 Category A - Donor as Losing Carrier

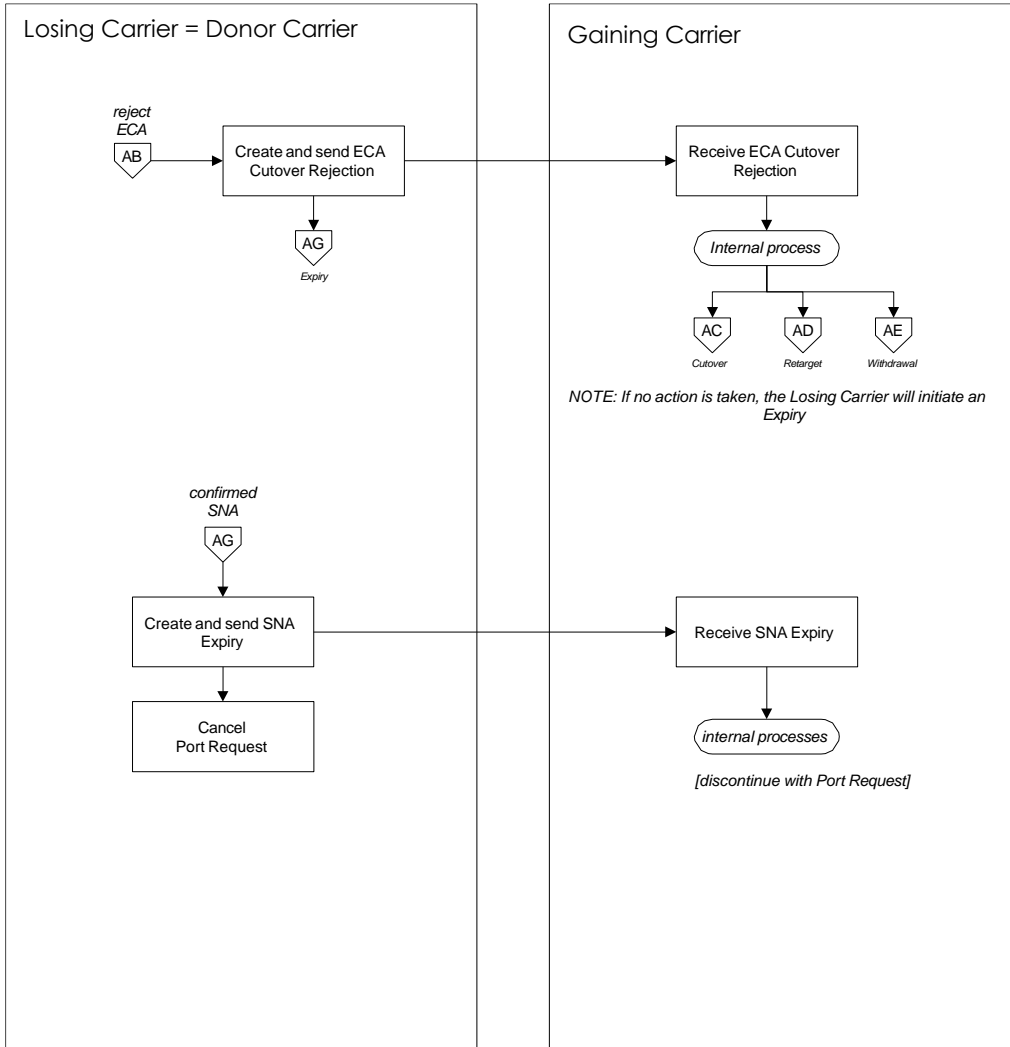




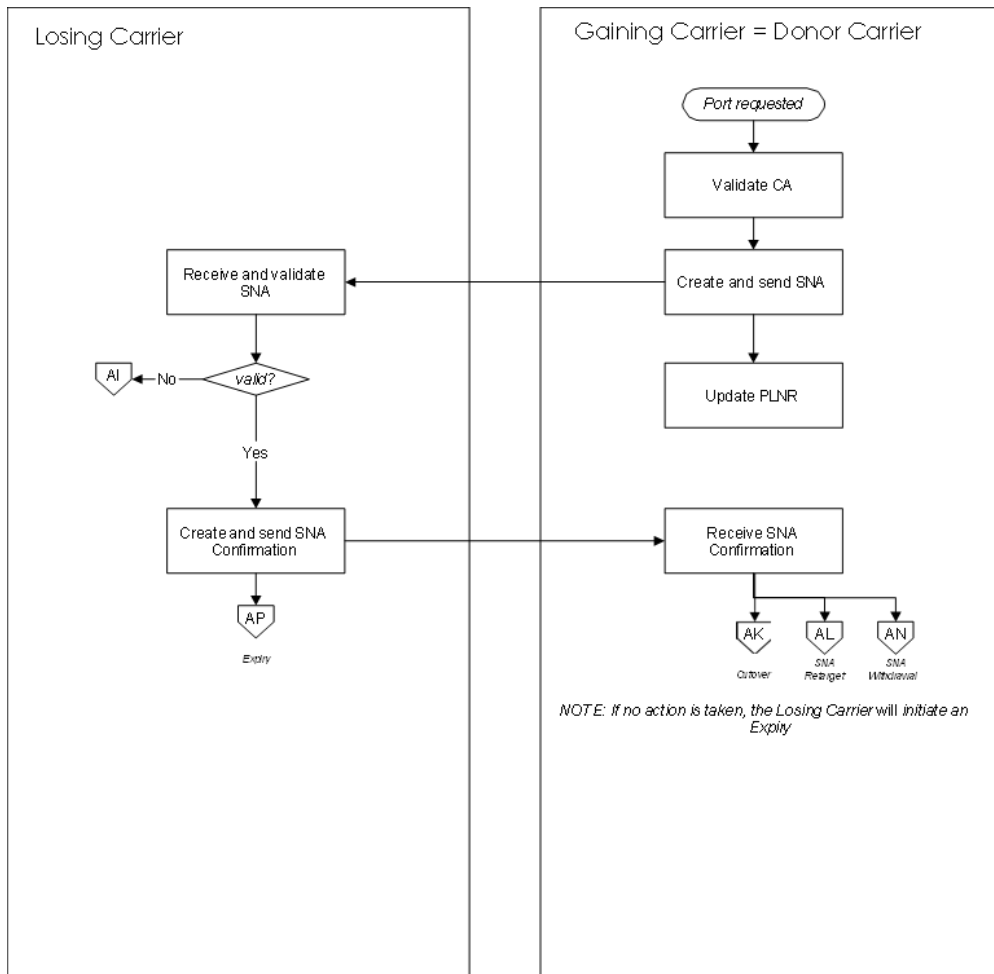


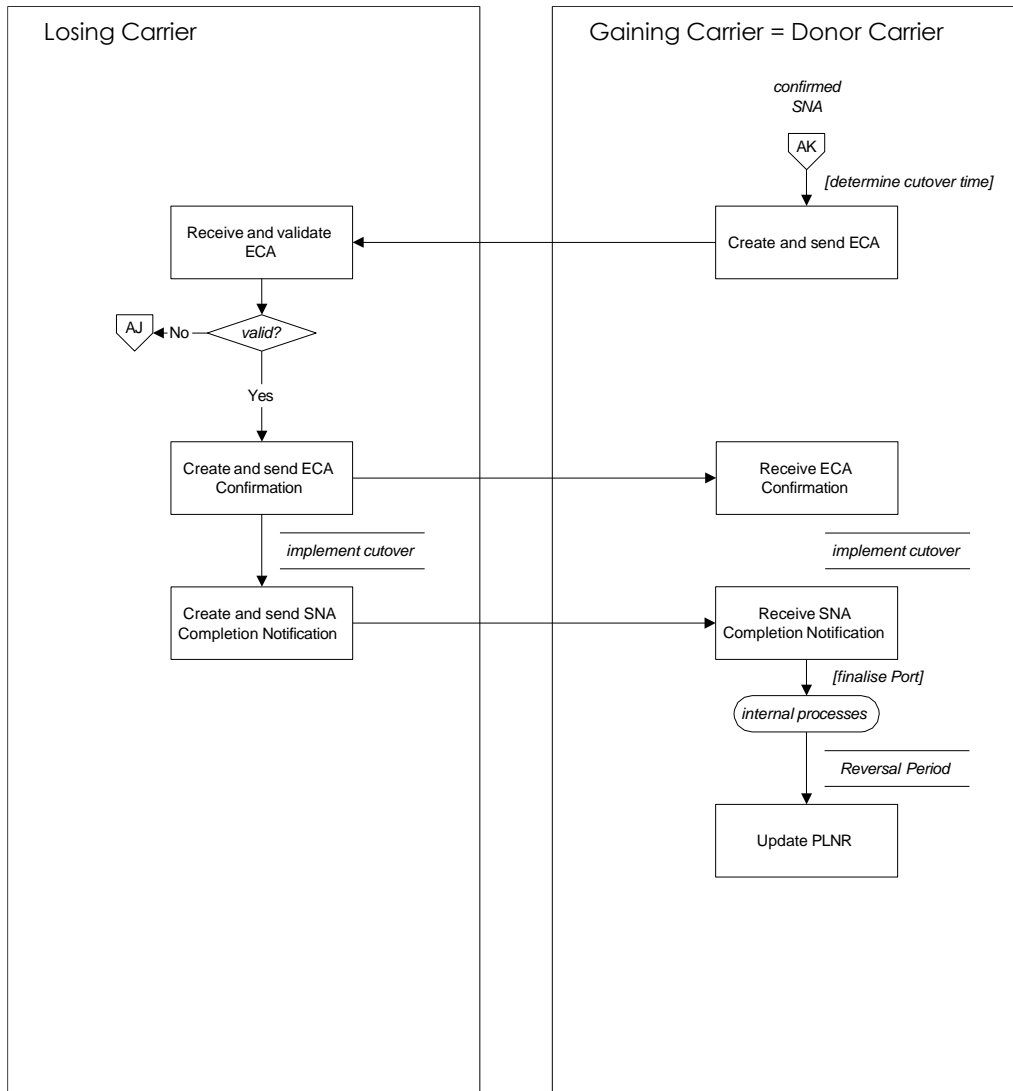


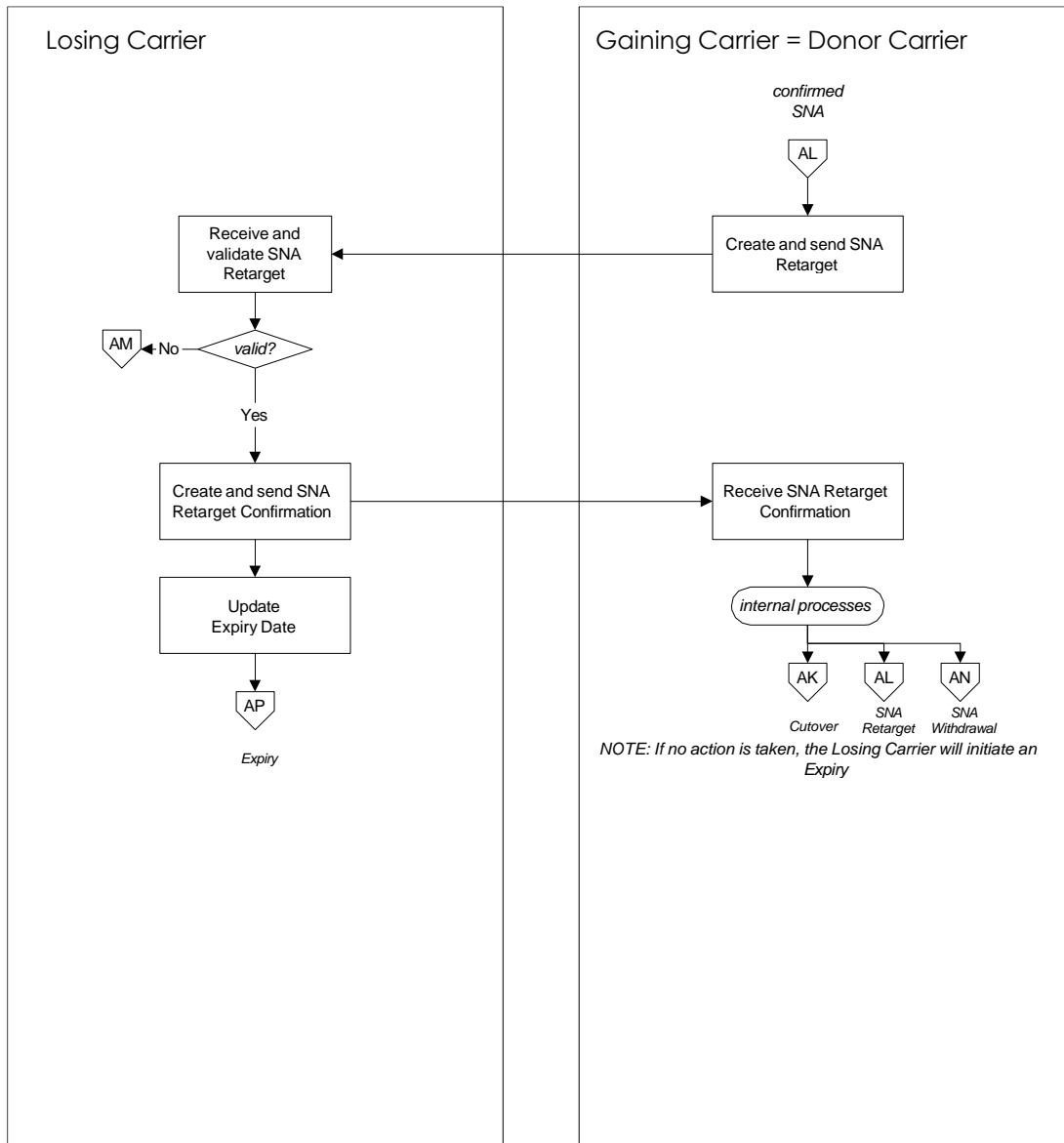


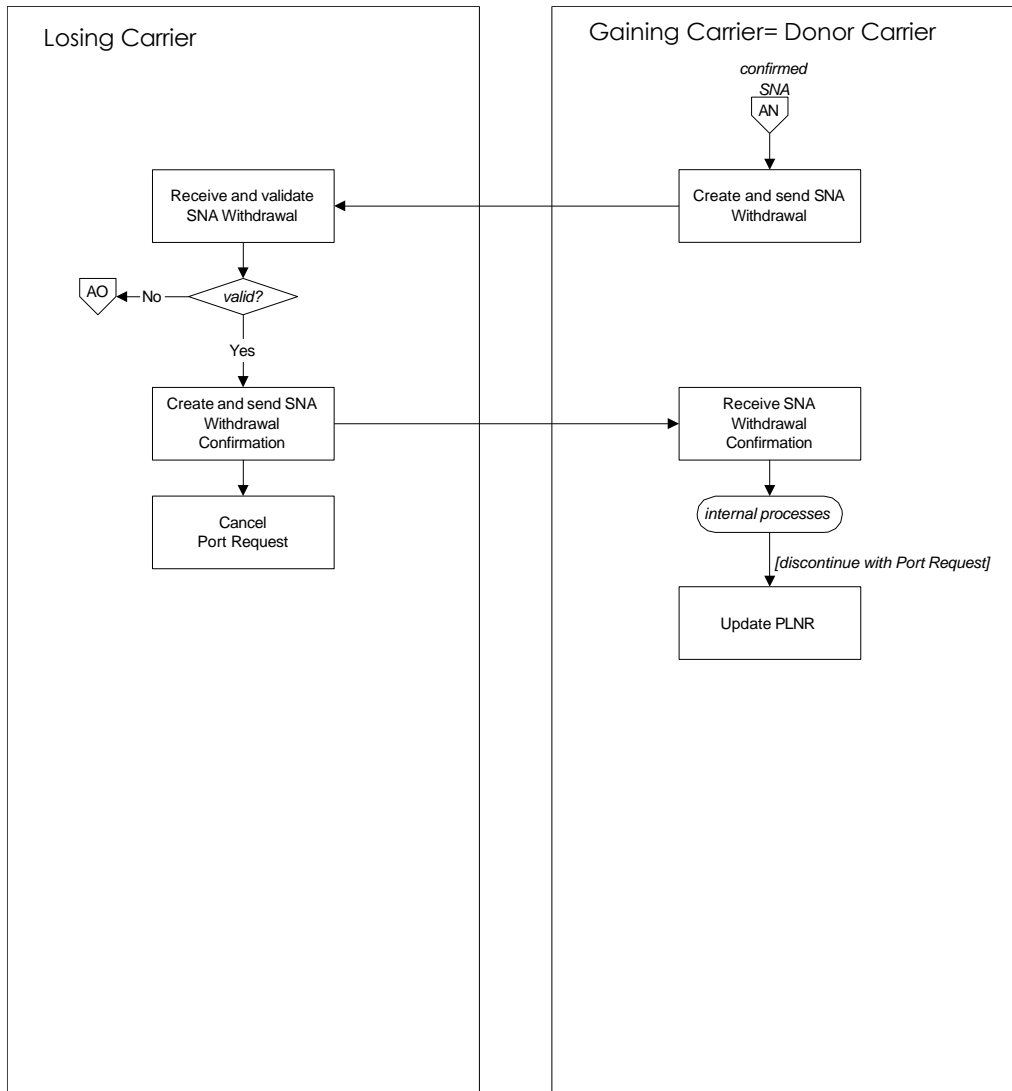


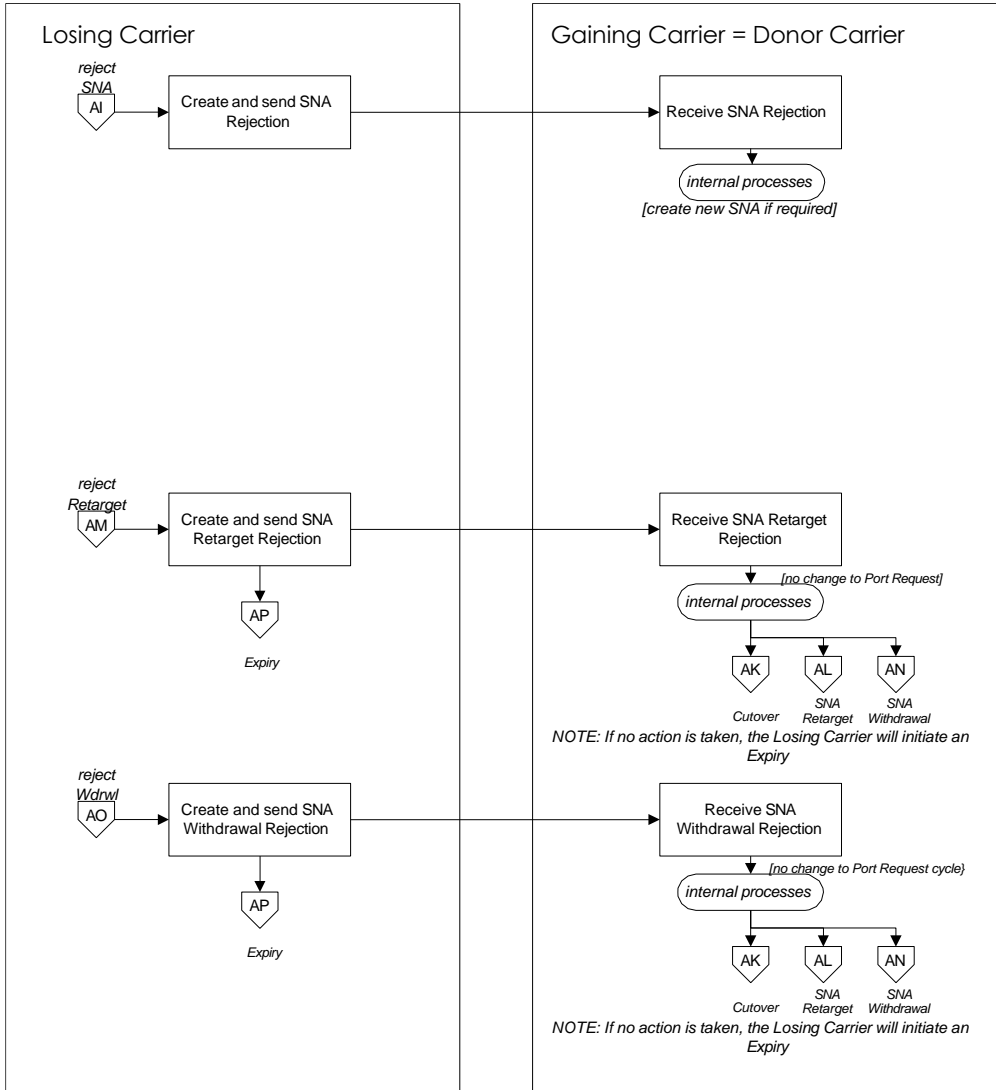
4.2 Cat. A – Donor as Gaining Carrier

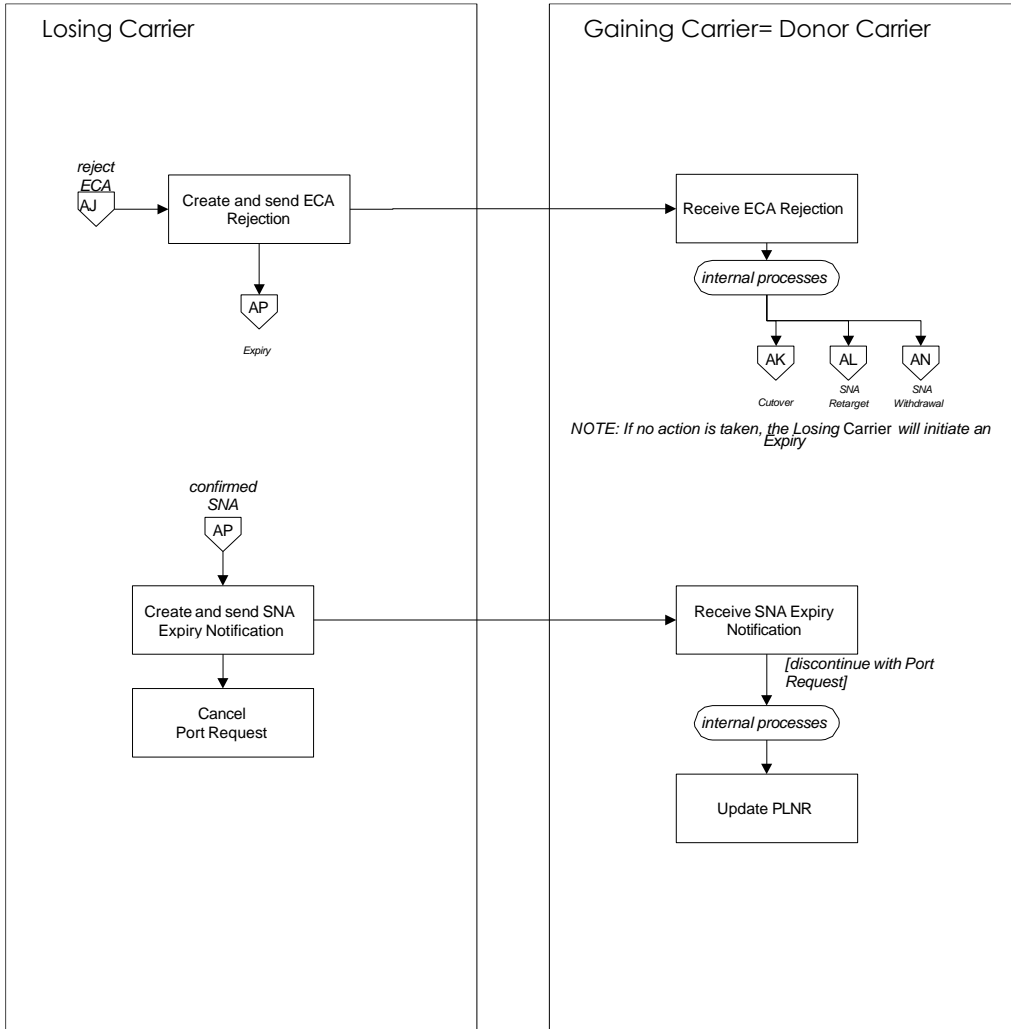




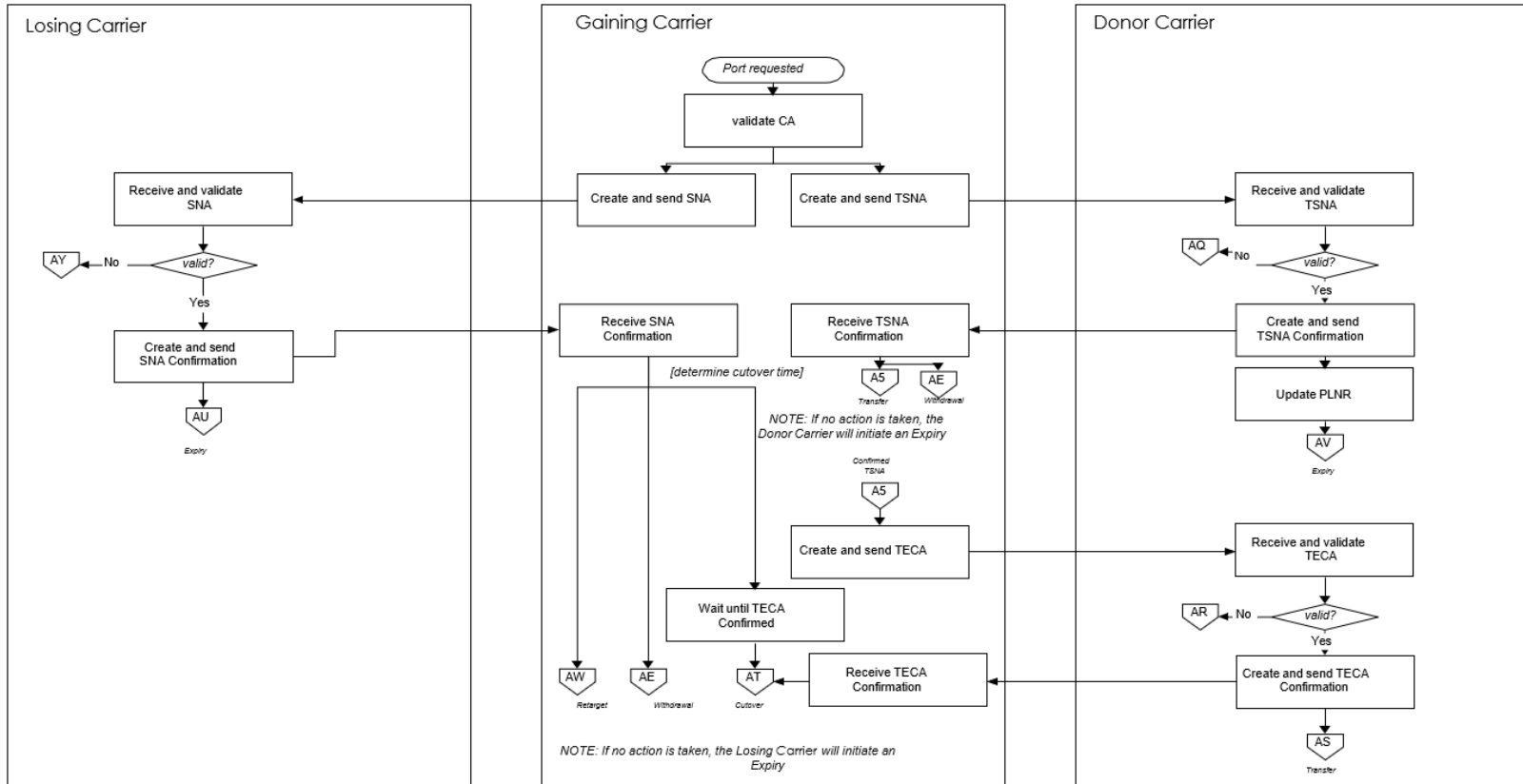


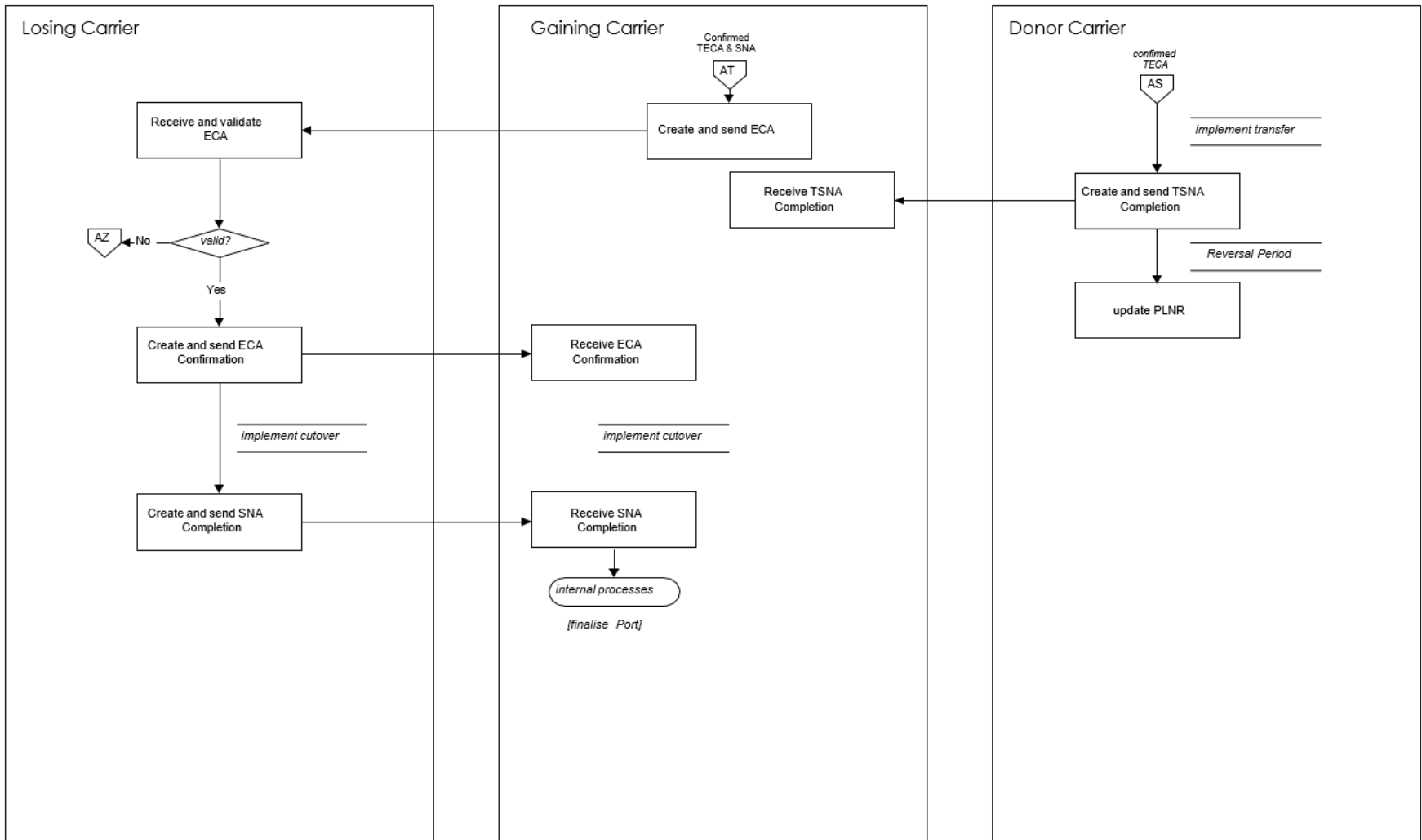


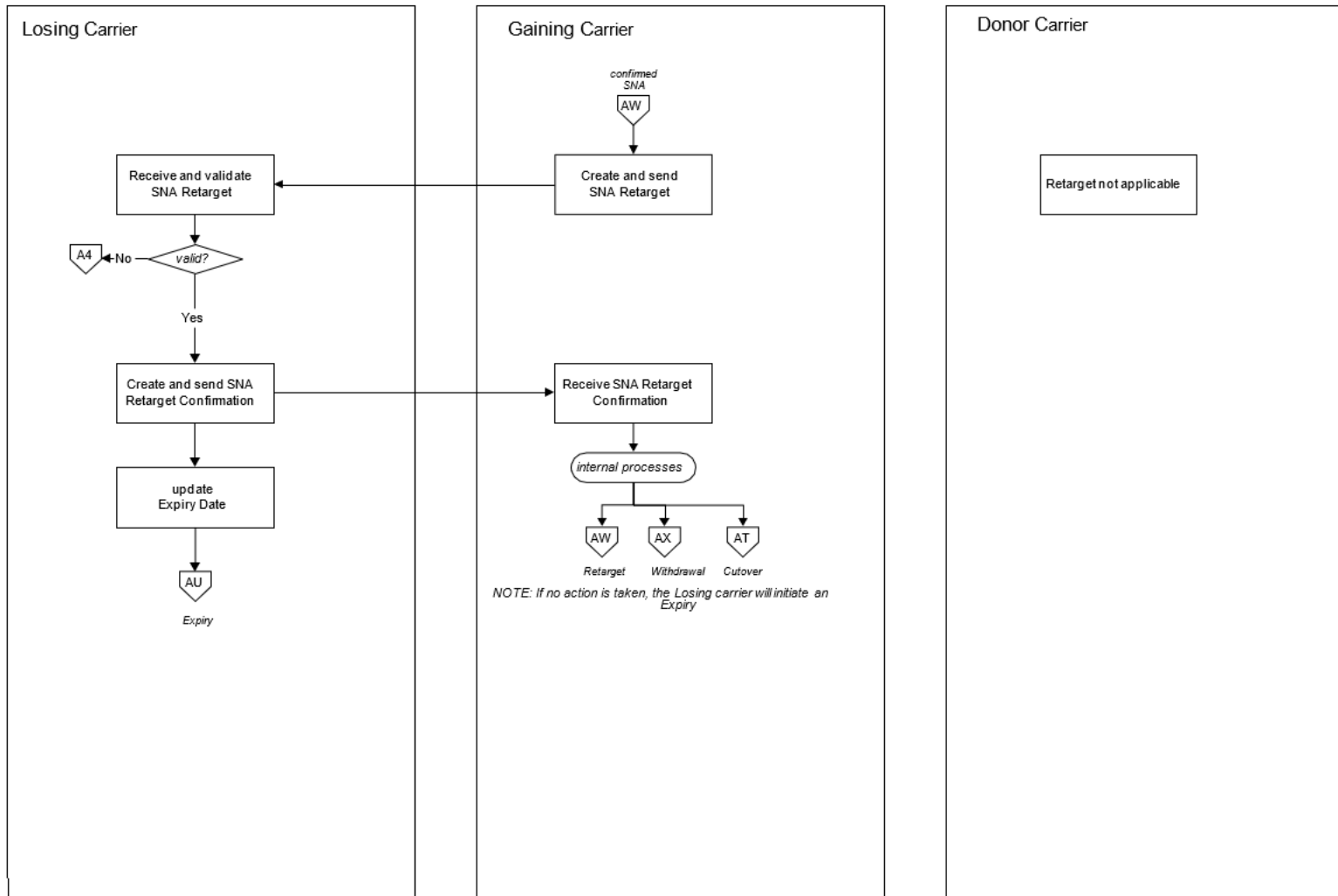


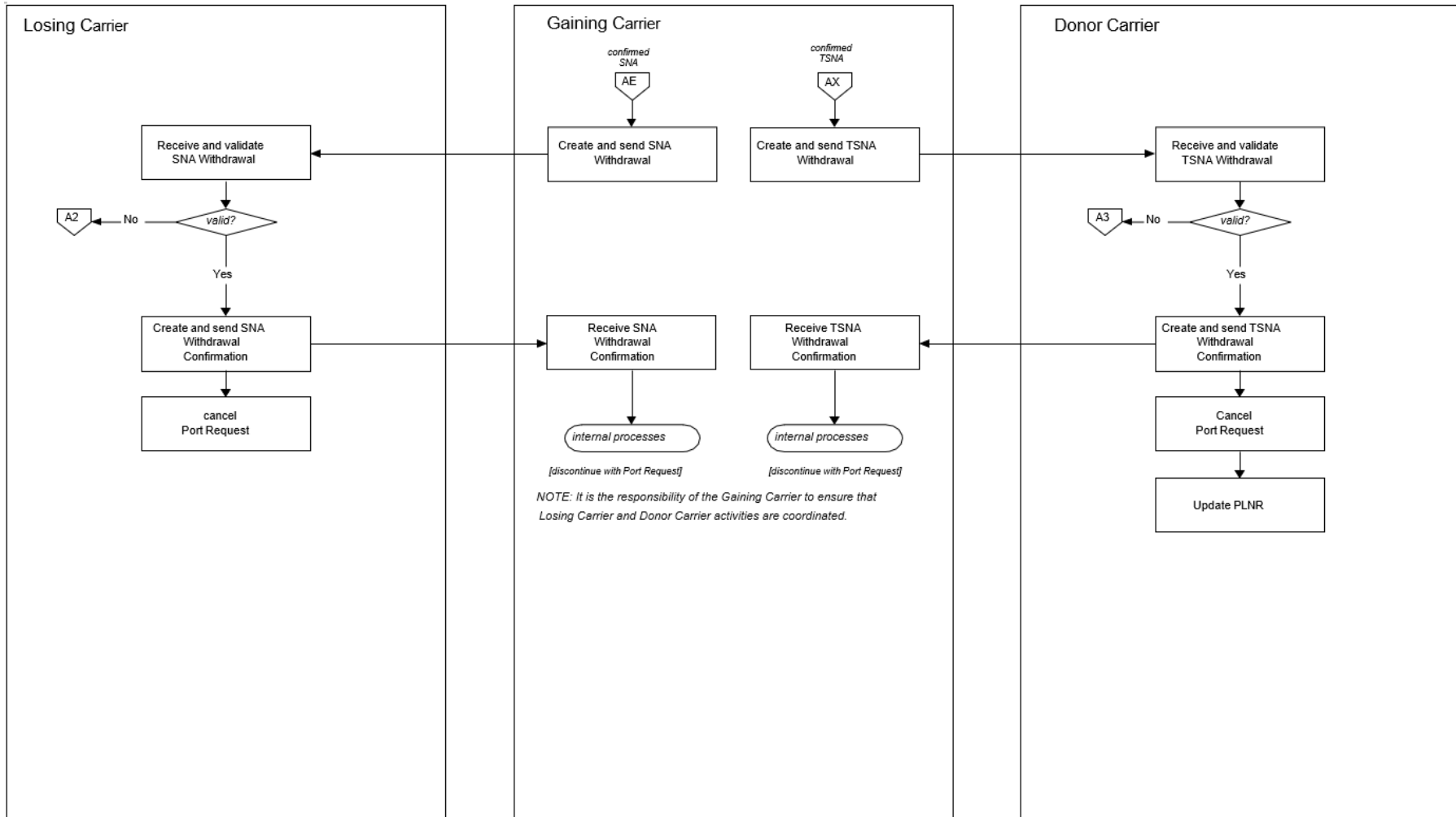


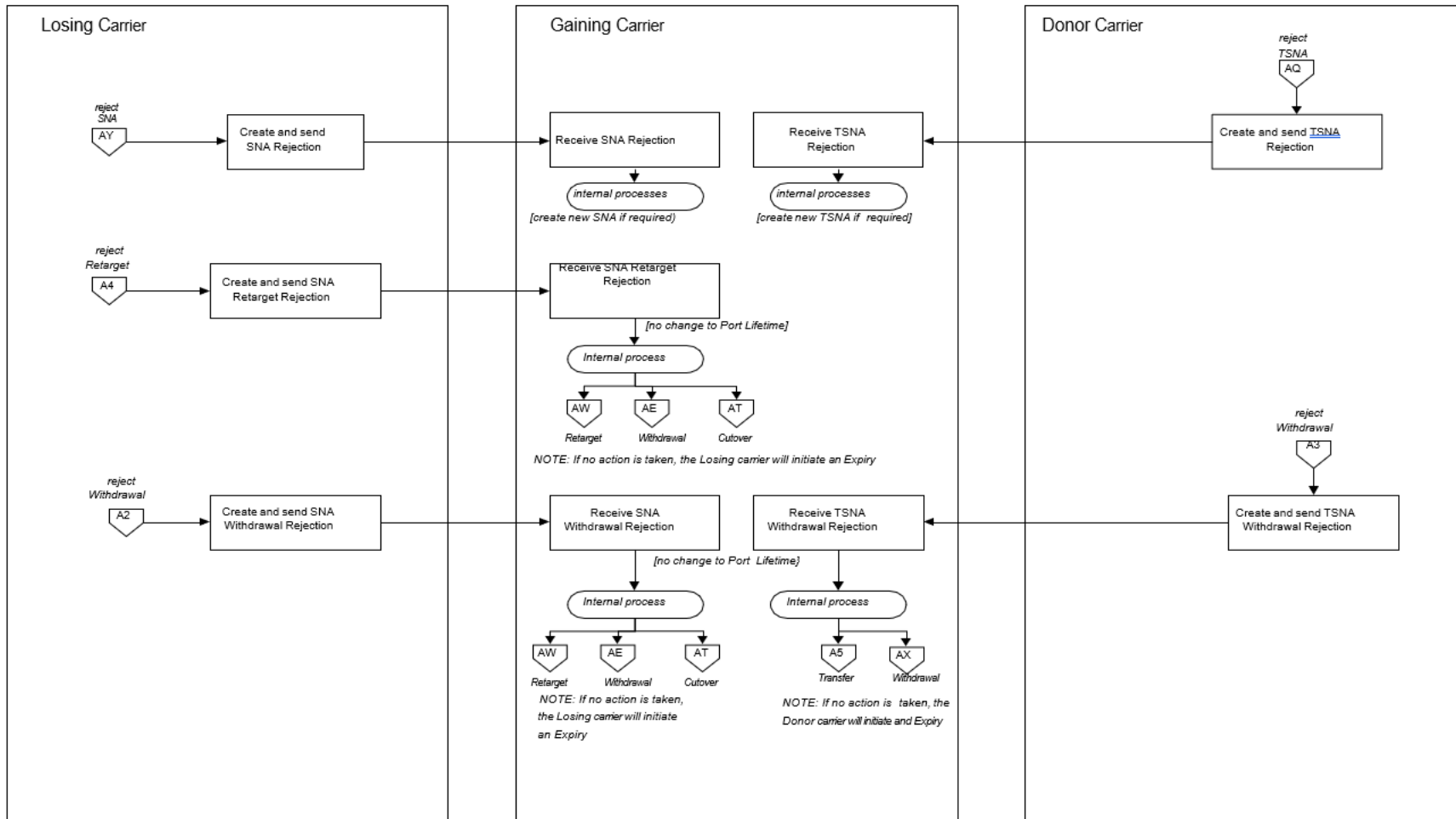
4.3 Cat. A Third Party

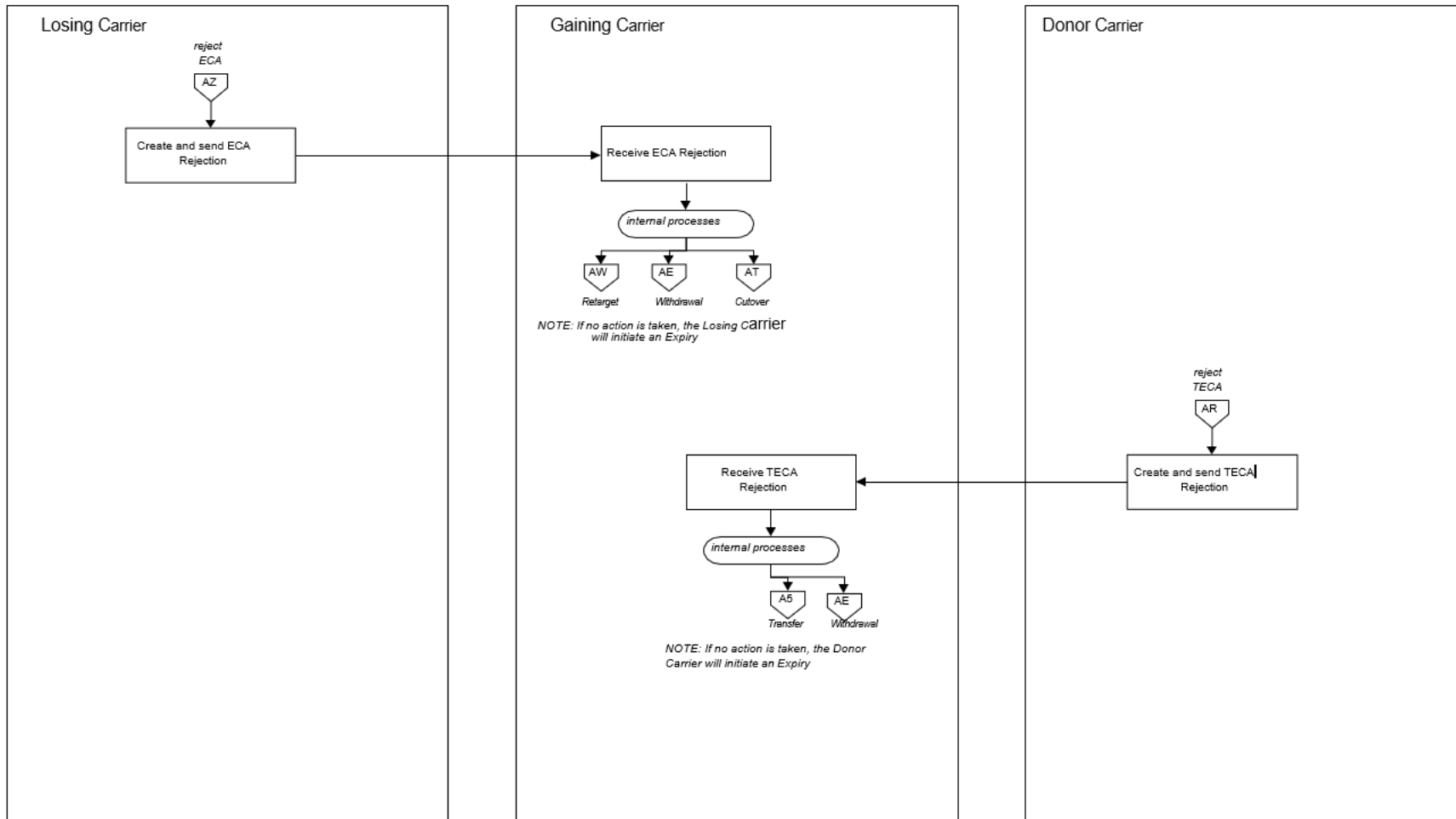


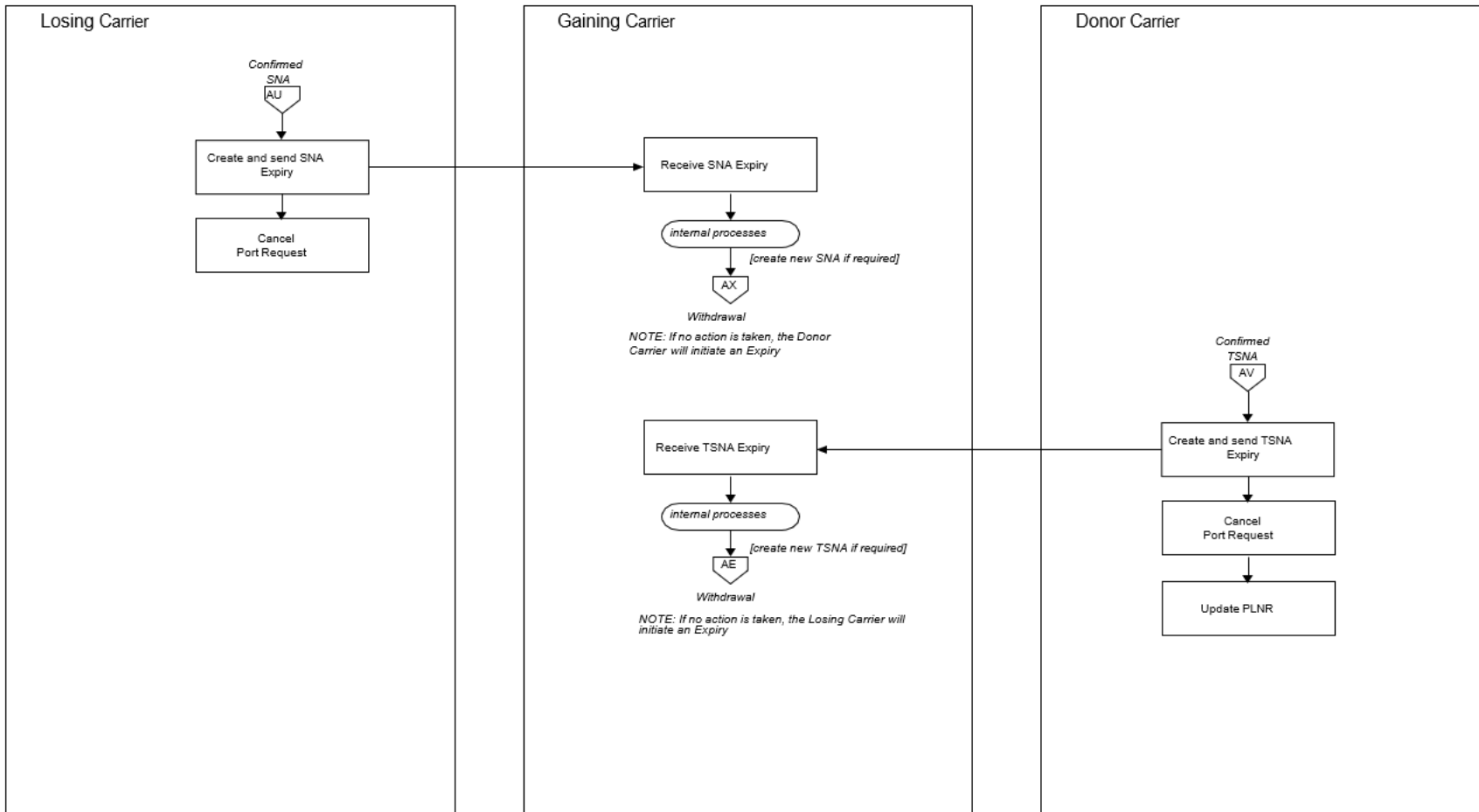












5 CATEGORY A – PROCESS EVENTS AND VALIDATIONS

5.1 Category A – Donor as Losing Carrier

Cat. A – Donor as Losing Carrier		Legend for Carrier:		Legend for File:	
		G is for Gaining Carrier L is for Losing Carrier D is for Donor Carrier		D is for Daily PNO H is for Hot Batch	
REF	Event	Carrier	File	Description	Rules
1	Create and send an SNA	G	D	Utilised to notify the Losing Carrier of a Telephone Number being Ported to another Carrier.	
	Outcomes and Actions			SNA included in daily PNO file for forwarding to Losing Carrier.	
2	Receive and Validate SNA	L	D		Losing Carrier shall validate and reject if: <ul style="list-style-type: none"> (a) the CA date is more than 90 calendar days from receipt of the SNA Port Notification (response code of 067); (b) the Telephone Number is not found (response code of 001); (c) the Telephone Number has a pending Customer requested order (response code 012); (d) the Telephone Number is already Ported to another Carrier (response code of 010); (e) the Telephone Number is already Ported to the Gaining Carrier (response code of 009); (f) the Telephone Number is in the process of being Ported (response code of 008 or 051); (g) the Telephone Number is Disconnected

					<p>(response code of 004);</p> <p>(h) the Telephone Number is Pending Disconnection (response code 014);</p> <p>(i) the product associated to the Telephone Number is not a Cat A product (response code of 005);</p> <p>(j) the Telephone Number is non-Portable ie. A test service (response code of 011 or 073);</p> <p>(k) the record is an incorrect record format (response code of 020)</p> <p>(l) the Telephone Number is not active or not reserved (response code of 003)</p> <p>(m) the category type is not defined and there is no valid association to the record type i.e. 002 is for Cat.A (response code of 063)</p> <p>(n) all mandatory fields are not populated (response code of 018).</p>
	Outcomes and Actions				
3	Send SNA Confirmation / Rejection	L	D	Utilised to notify the confirmation or rejection of an SNA made by the Gaining Carrier.	Losing Carrier must send an SNA Confirmation/Rejection within one Business Day of receipt of the SNA.
	Outcomes and Actions			<p>Confirmation</p> <p>Confirmation of the SNA will make the Port active.</p> <p>The expiry date for a confirmed SNA will be set 30 days from receipt of the notification (inclusive).</p> <p>Rejection</p> <p>Rejection of the SNA will not make the Port active.</p>	

4	Receive SNA Confirmation / Rejection	G	D		
	Outcomes and Actions			<p>Confirmation Confirmation of the SNA will make the Port active. The expiry date for a confirmed SNA will be set 30 days from receipt of the notification (inclusive). The Cutover must not be requested within two Business Days of the SNA. The Cutover should be requested within 30 calendar days of the SNA unless Retargeted.</p> <p>Rejection Internal operational process.</p>	
5	Send ECA Cutover Notification	G	H	Utilised to notify the Losing Carrier that the Cutover can commence on receipt of the ECA Cutover Notification.	An ECA Cutover Notification must not be sent prior to the receipt of an SNA Confirmation from the Losing Carrier.
	Outcomes and Actions				
6	Receive and Validate ECA Cutover Notification	L	H		<p>The Losing Carrier will be required to validate and reject if:</p> <ul style="list-style-type: none"> (a) the record is in an incorrect record format (response code of 020); (b) a confirmed and active SNA does not exist for the Telephone Number for the same Gaining Carrier (response code of 035) (c) the ECA Cutover Notification is not received

					by the Losing Carrier within standard hours and days of operations or as otherwise agreed (response code of 034); (d) not all mandatory fields are populated (response code of 018)
	Outcomes and Actions			Confirmation Implement Cutover. Activation Targets apply. Rejection No change to Port status	
7	Send ECA Cutover Confirmation / Rejection	L	H	Utilised to notify confirmation or rejection of an ECA Cutover Notification made by the Gaining Carrier.	Losing Carrier must send an ECA Cutover Confirmation/Rejection within 15 minutes of receipt of the ECA Cutover Notification
	Outcomes and Actions			ECA Cutover Confirmation / Rejections will be sent in standard operational hours or as otherwise agreed if the ECA was received within agreed Business Days and hours of operations.	
8	Receive ECA Cutover Confirmation / Rejection	G	H		
	Outcomes and Actions			Confirmation Implement Cutover. Rejection Internal operational process	
9	Completion of the Cutover	L	N/ A		

	Outcomes and Actions			Completed Cutover will cause an SNA Completion Notification to be sent to the Gaining Carrier within 15 minutes of Cutover.	
10	Send SNA Completion Notification	L	H	Utilised to notify the Gaining Carrier of the completion of the Port.	
	Outcomes and Actions			Update Ported Local Number Register	
11	Update Ported Local Number Register	L/D	N/ A	The PLNR is only updated following the end of the Reversal Period. If a Reversal is called, the PLNR is not updated.	The first update of the PLNR for the Telephone Number will add a new entry consisting of the Telephone Number, Gaining Carrier's numeric code and the indicator "A". The next update of the PLNR will remove the indicator "A" from the entry for the Telephone Number.
	Outcomes and Actions			Ported Local Number Register updated	
12	Receive SNA Completion Notification	G	H		
	Outcomes and Actions				
13	Send SNA Retarget Notification	G	D	Utilised to extend the valid period of the SNA by another thirty days from receipt of the SNA Retarget Notification.	

	Outcomes and Actions				
14	Receive and Validate SNA Retarget Notification	L	D		<p>Losing Carrier shall validate and reject if:</p> <ul style="list-style-type: none"> (a) the record is in an incorrect record format (response code of 020); (b) a confirmed and active SNA does not exist for the Telephone Number for the same Gaining Carrier (response code of 057); (c) the SNA Retarget Notification exceeds two confirmed Retargets in total (response code of 037); (d) not all mandatory fields are populated (response code of 018); (e) not received at least one Business Day prior to the expiry of the SNA (response code of 032).
	Outcomes and Actions				
15	Send SNA Retarget Confirmation / Rejection	L	D	Utilised to notify the Confirmation or Rejection of an SNA Retarget Notification made by the Gaining Carrier.	Losing Carrier sends SNA Retarget Confirmation / Rejection within one Business Day of receipt of the SNA Retarget Notification.
	Outcomes and Actions			<p>Losing Carrier sends SNA Retarget Confirmation/Rejection within one Business Day of receipt of the SNA Retarget Notification.</p> <p>Confirmations will cause the expiry date to be moved 30 calendar days forward from the receipt of the SNA Retarget Notification.</p>	

16	Receive SNA Retarget Confirmation / Rejection	G	D		
	Outcomes and Actions			Rejection Internal operational process	
17	Send SNA Withdrawal Notification	G	D	Utilised to notify the Losing Carrier of a withdrawal of the original SNA made by the Gaining Carrier.	
	Outcomes and Actions				
18	Receive and Validate SNA Withdrawal Notification	L	D		Losing Carrier shall validate and reject if: (a) the record is in an incorrect record format (response code of 020); (b) a confirmed and active SNA does not exist for the Telephone Number for the same Gaining Carrier (response code of 056); (c) not all mandatory fields are populated (response code of 018); (d) not received at least one Business Day prior to SNA expiry (response code of 032).
	Outcomes and Actions				
19	Send SNA Withdrawal Confirmation / Rejection	L	D	Utilised to notify confirmation or rejection of a SNA Withdrawal Notification made by the Gaining Carrier.	Losing Carrier sends SNA Withdrawal Confirmation / Rejection within one Business Day of receipt of the SNA Withdrawal Notification.
	Outcomes and Actions			Losing Carrier sends SNA Withdrawal Confirmation / Rejection within one Business Day of receipt of the SNA Withdrawal Notification.	

				Confirmations will cancel the SNA.	
20	Receive SNA Withdrawal Confirmation / Rejection	G	D		
	Outcomes and Actions			Rejection Internal operational process	
21	Send SNA Expiry Notification	L	D	Utilised to notify the Gaining Carrier that the valid period for the SNA has expired and hence deemed to be cancelled	Any SNA that exceeds its SNA expiry date will have an SNA Expiry Notification sent to the Gaining Carrier one Business Day after the expiry date. Losing Carrier cancels the SNA.
	Outcomes and Actions			Any SNA that exceeds its SNA expiry date will have an SNA Expiry Notification sent to the Gaining Carrier one Business Day after the expiry date. The SNA is no longer valid.	
22	Receive SNA Expiry Notification	G	D		
	Outcomes and Actions			Internal operational process	

5.2 Category A – Donor as Gaining Carrier

Cat. A – Donor as Losing Carrier			Legend for Carrier:		Legend for File:	
			G is for Gaining Carrier L is for Losing Carrier D is for Donor Carrier		D is for Daily PNO H is for Hot Batch	
REF	Event	Carrier	File	Description	Rules	
1	Create and send an SNA	G	D	Utilised to notify the Losing Carrier of a Telephone Number being Ported to another Carrier.		
	Outcomes and Actions			SNA included in daily PNO file for forwarding to Losing Carrier.		
2	Update Ported Local Number Register	G/D	N/A		The update of the PLNR for the Telephone Number will add the indicator "D" to the entry for the Telephone Number. The next update of the PLNR will replace the indicator "D" with a new indicator of "E" for the entry for the Telephone Number.	
	Outcomes and Actions			Ported Local Number Register updated.		
3	Receive and Validate SNA	L	D		Losing Carrier shall validate and reject if: (a) the CA date is more than 90 calendar days from receipt of the SNA Port Notification (response code of 067); (b) the Telephone Number is not found (response code of 001); (c) the Telephone Number has a pending Customer requested order (response code 012); (d) the Telephone Number is already Ported to	

					<p>another Carrier (response code of 010);</p> <p>(e) the Telephone Number is already Ported to the Gaining Carrier (response code of 009);</p> <p>(f) the Telephone Number is in the process of being Ported (response code of 008 or 051);</p> <p>(g) the Telephone Number is Disconnected (response code of 004);</p> <p>(h) the Telephone Number is Pending Disconnection (response code 014);</p> <p>(i) the product associated to the Telephone Number is not a Cat.A product (response code of 005);</p> <p>(j) the Telephone Number is non-Portable ie. A test service (response code of 011 or 073);</p> <p>(k) the record is an incorrect record format (response code of 020)</p> <p>(l) the Telephone Number is not active or not reserved (response code of 003)</p> <p>(m) the category type is not defined and there is no valid association to the record type i.e. 002 is for Cat.A(response code of 063)</p> <p>(n) all mandatory fields are not populated (response code of 018).</p>
	Outcomes and Actions				
4	Send SNA Confirmation / Rejection	L	D	Utilised to notify the confirmation or rejection of an SNA made by the Gaining Carrier.	Losing Carrier must send an SNA Confirmation / Rejection within one Business Day of receipt of the SNA.
	Outcomes and Actions			Confirmation Confirmation of the SNA will make the Port active.	

				<p>The expiry date for a confirmed SNA will be set 30 days from receipt of the notification (inclusive).</p> <p>Rejection Rejection of the SNA will not make the Port active.</p>	
5	Receive SNA Confirmation	G	D		
	Outcomes and Actions			<p>Confirmation Confirmation of the SNA will make the Port active.</p> <p>The expiry date for a confirmed SNA will be set 30 days from receipt of the notification (inclusive).</p> <p>The Cutover must not be requested within two Business Days of the SNA.</p> <p>The Cutover should be requested within 30 calendar days of the SNA unless Retargeted.</p>	
6	Receive SNA Rejection	G	D		
	Outcomes and Actions			<p>Rejection Internal operational process. Update the Ported Local Number Register.</p>	
7	Update Ported Local Number Register	G/D	N/ A		<p>The update of the PLNR will replace the existing indicator either "D" or "E" with a new indicator of "F" for the entry for the Telephone Number.</p> <p>The next update of the PLNR will remove the indicator "F" from the entry for the Telephone</p>

					Number.
	Outcomes and Actions			Ported Local Number Register updated.	
8	Send ECA Cutover Notification	G	H	Utilised to notify the Losing Carrier that the Cutover can commence on receipt of the ECA Cutover Notification	An ECA Cutover Notification must not be sent prior to the receipt of an SNA Confirmation from the Losing Carrier.
	Outcomes and Actions				
9	Receive and Validate ECA Cutover Notification	L	H		The Losing Carrier will be required to validate and reject if: (a) the record is in an incorrect record format (response code of 020); (b) a confirmed and active SNA does not exist for the Telephone Number for the same Gaining Carrier (response code of 035); (c) not received by the Losing Carrier within standard hours and days of operations or as otherwise agreed (response code of 034); (d) not all mandatory fields are populated (response code of 018).
	Outcomes and Actions			Confirmation Implement Cutover. Activation targets apply. Rejection No change to Port status.	
10	Send ECA Cutover Confirmation / Rejection	L	H	Utilised to notify confirmation or rejection of an ECA Cutover Notification made by the Gaining Carrier.	Losing Carrier must send an ECA Cutover Confirmation / Rejection within 15 minutes of receipt of the ECA Cutover Notification.

	Outcomes and Actions			ECA Cutover Confirmation / Rejections will be sent in standard operational hours or as otherwise agreed if the ECA was received within agreed Business Days and hours of operations.	
11	Receive ECA Cutover Confirmation / Rejection	G	H		
	Outcomes and Actions			Confirmation Implement Cutover. Rejection Internal operational process	
12	Completion of the Cutover	L	N/A		
	Outcomes and Actions			Completed Cutover will cause an SNA Completion Notification to be sent to the Gaining Carrier within 15 minutes of Cutover.	
13	Send SNA Completion Notification	L	H	Utilised to notify the Gaining Carrier of the completion of the Port.	Completions will be batched and sent to the Gaining Carrier at least every 15 minutes.
	Outcomes and Actions				
14	Receive SNA Completion Notification	G	H		

	Outcomes and Actions				
15	Update Ported Local Number Register	G/D	N/ A	The PLNR is only updated following the end of the Reversal Period.	The update of the PLNR will replace the existing indicator either "D" or "E" with a new indicator of "C". The next update of the PLNR will remove the entry from the PLNR.
	Outcomes and Actions			Ported Local Number Register updated.	
16	Update Ported Local Number Register	G/D	N/ A	If a Reversal is called, the PLNR is updated to indicate that the Port is no longer pending.	The update of the PLNR will replace the existing indicator either "D" or "E" with a new indicator of "F". The next update of the PLNR will remove the indicator of "F" from the entry.
	Outcomes and Actions			Ported Local Number Register updated.	
17	Send SNA Retarget Notification	G	D	Utilised to extend the valid period of the SNA Port Notification by another thirty days from receipt of the SNA Retarget Notification.	
	Outcomes and Actions				
18	Receive and Validate SNA Retarget Notification	L	D		Losing Carrier shall validate and reject if: (a) the record is in an incorrect record format (response code of 020); (b) a confirmed and active SNA Port Notification does not exist for the Telephone Number for the same Gaining Carrier (response code of 057); (c) SNA Port Notification exceeds two confirmed Retargets in total (response code of 037);

					(d) not all mandatory fields are populated (response code of 018); (e) not received at least one Business Day prior to expiry of SNA (response code of 032).
	Outcomes and Actions				
19	Send SNA Retarget Confirmation / Rejection	L	D	Utilised to notify the confirmation or rejection of a SNA Retarget Notification made by the Gaining Carrier.	Losing Carrier sends SNA Retarget Confirmation / Rejection within one Business Day of receipt of the SNA Retarget Notification.
	Outcomes and Actions			Losing Carrier sends SNA Retarget Confirmation / Rejection within one Business Day of receipt of the SNA Retarget Notification. Confirmations will cause the expiry date to be moved 30 calendar days forward from the receipt of the SNA Retarget Notification.	
20	Receive SNA Retarget Confirmation / Rejection	G	D		
	Outcomes and Actions			Rejection Internal operational process	
21	Send SNA Withdrawal Notification	L	D	Utilised to notify the Losing Carrier of a Withdrawal of the original SNA made by the Gaining Carrier.	
	Outcomes and Actions				
22	Update Ported Local Number Register	G/D	N/ A		The update of the PLNR will replace the existing indicator either "D" or "E" with a new indicator of

					"F" for the entry for the Telephone Number. The next update of the PLNR will remove the indicator "F" from the entry for the Telephone Number.
	Outcomes and Actions			Ported Local Number Register updated.	
23	Receive and Validate SNA Withdrawal Notification	L	D		Losing Carrier shall validate and reject if: (a) the record is in an incorrect record format (response code of 020); (b) a confirmed and active SNA does not exist for the Telephone Number for the same Gaining Carrier (response code of 056); (c) not all mandatory fields are populated (response code of 018); (d) not received at least one Business Day prior to SNA expiry (response code of 032).
	Outcomes and Actions				
24	Send SNA Withdrawal Confirmation / Rejection	L	D	Utilised to notify confirmation or rejection of a SNA Withdrawal Notification made by the Gaining Carrier.	Losing Carrier sends SNA Withdrawal Confirmation / Rejection within one Business Day of receipt of the SNA Withdrawal Notification.
	Outcomes and Actions			Losing Carrier sends SNA Withdrawal Confirmation / Rejection within one Business Day of receipt of the SNA Withdrawal Notification. Confirmations will cancel the SNA.	
25	Receive SNA Withdrawal Confirmation / Rejection	G	D		

	Outcomes and Actions			Rejection Internal operational process.	
26	Send SNA Expiry Notification	L	D	Utilised to notify the Gaining Carrier that the valid period for the SNA has expired and hence deemed to be cancelled.	Any SNA that exceeds its SNA expiry date will have an SNA Expiry Notification sent to the Gaining Carrier one Business Day after the expiry date. Losing Carrier cancels the SNA.
	Outcomes and Actions			Any SNA that exceeds its SNA expiry date will have an SNA Expiry Notification sent to the Gaining Carrier one Business Day after the expiry date. The SNA is no longer valid.	
27	Receive SNA Expiry Notification	G	D		
	Outcomes and Actions			Internal operational process Update Ported Local Number Register	
28	Update Ported Local Number Register	G/D	N/ A		The update of the PLNR will replace the existing indicator either "D" or "E" with a new indicator of "F" for the entry for the Telephone Number. The next update of the PLNR will remove the indicator "F" from the entry for the Telephone Number.
	Outcomes and Actions			Ported Local Number Register updated	

5.3 Category A – Third Party

Cat. A – Donor as Losing Carrier			Legend for Carrier:		Legend for File:	
			G is for Gaining Carrier L is for Losing Carrier D is for Donor Carrier		D is for Daily PNO H is for Hot Batch	
REF	Event	Carrier	File	Description	Rules	
1	Create and send an SNA to Losing Carrier	G	D	Utilised to notify the Losing Carrier of a Telephone Number being Ported to another Carrier.		
	Outcomes and Actions			SNA included in daily PNO file for forwarding to Losing Carrier.		
2	Receive and Validate SNA	L	D		Losing Carrier shall validate and reject if: (o) the CA date is more than 90 calendar days from receipt of the SNA Port Notification (response code of 067); (p) the Telephone Number is not found (response code of 001); (q) the Telephone Number has a pending Customer requested order (response code 012); (r) the Telephone Number is already Ported to another Carrier (response code of 010); (s) the Telephone Number is already Ported to the Gaining Carrier (response code of 009); (t) the Telephone Number is in the process of being Ported (response code of 008 or 051); (u) the Telephone Number is Disconnected (response code of 004); (v) the Telephone Number is Pending	

					<p>Disconnection (response code 014);</p> <p>(w) the product associated to the Telephone Number is not a Cat A product (response code of 005);</p> <p>(x) the Telephone Number is non-Portable ie. A test service (response code of 011 or 073);</p> <p>(y) the record is an incorrect record format (response code of 020)</p> <p>(z) the Telephone Number is not active or not reserved (response code of 003)</p> <p>(aa) the category type is not defined and there is no valid association to the record type i.e. 002 is for Cat.A (response code of 063)</p> <p>all mandatory fields are not populated (response code of 018).</p>
	Outcomes and Actions				
3	Send SNA Confirmation / Rejection	L	D	Utilised to notify the confirmation or rejection of a SNA made by the Gaining Carrier.	Losing Carrier must send an SNA Confirmation / Rejection within one Business Day of receipt of the SNA
	Outcomes and Actions			<p>Confirmation of the SNA will make the Port active.</p> <p>The expiry date for a confirmed SNA will be set 30 days from receipt of the notification (inclusive)</p> <p>Rejection of the SNA will not make the SNA active</p>	
4	Receive SNA Confirmation / Rejection	G	D		

	Outcomes and Actions			<p>Confirmation Confirmation of the SNA will make the Port active. The expiry date for a confirmed SNA will be set 30 days from receipt of the notification (inclusive) The Cutover must not be requested within two Business Days of the SNA. The Cutover should be requested within 30 calendar days of the SNA unless Retargeted.</p> <p>Rejection Internal operational process</p>	
5	Create and Send a TSNA Port Notification to Donor Carrier	G	D	Utilised to notify the Donor Carrier of a Telephone Number being moved to another Carrier.	
	Outcomes and Actions			TSNA included in daily PNO file for forwarding to Donor Carrier.	
6	Receive and Validate TSNA	D	D		<p>Donor Carrier shall validate and reject if:</p> <ul style="list-style-type: none"> (a) the record is in an incorrect record format (response code of 020); (b) the Telephone Number is not allocated to the Donor (response code of 069); (c) the Telephone Number is not in a completed Ported state (response code of 052); (d) the Telephone Number is in the process of being Ported to another Carrier (response code of 051); (e) the Telephone Number is in the process of

					<p>being Ported to the Gaining Carrier (response code of 008);</p> <p>(f) the Telephone Number is already Ported to the Gaining Carrier (response code of 009);</p> <p>(g) not all mandatory fields are populated (response code of 018)</p>
	Outcomes and Actions				
7	Send TSNA Confirmation / Rejection	D	D	Utilised to notify the confirmation or rejection of a TSNA made by the Gaining Carrier.	Donor Carrier must send TSNA Confirmation / Rejection within one Business Day of receipt of the TSNA Port Notification
	Outcomes and Actions			<p>The expiry date for a confirmed TSNA will be set to 90 days from receipt of the notification (inclusive) Confirmations will make the TSNA active.</p> <p>Update the Ported Local Number Register</p> <p>Rejections will not make the TSNA active</p>	
8	Update Ported Local Number Register	D	N/ A		<p>The update of the PLNR for the Telephone Number will add the indicator "D" to the entry for the Telephone Number.</p> <p>The next update of the PLNR will replace the indicator "D" with a new indicator of "E" for the entry for the Telephone Number.</p>
	Outcomes and Actions			Ported Local Number Register updated	
9	Receive TSNA Confirmation / Rejection	G	D		

	Outcomes and Actions			<p>Confirmation</p> <p>Confirmation of the TSNA will make the Port active.</p> <p>The expiry date for a confirmed TSNA will be set to 90 days from receipt of the notification (inclusive)</p> <p>The Cutover must not be requested within two Business Days of the TSNA.</p> <p>The Cutover should be requested within 90 calendar days of the TSNA.</p> <p>Rejection</p> <p>Internal operational process</p>	
10	Send TECA Cutover Notification to Donor Carrier	G	H	Utilised to notify the Donor Carrier that the cutover can commence on receipt of the TECA Cutover Notification	A TECA Cutover Notification must not be sent prior to the receipt of an TSNA Confirmation from the Donor Carrier.
	Outcomes and Actions				
11	Receive and Validate TECA Cutover Notification	D	H		<p>The Donor Carrier shall validate and reject if:</p> <ul style="list-style-type: none"> (a) the record is in an incorrect record format (response code of 020); (b) a confirmed and active TSNA does not exist for the Telephone Number for the same Gaining Carrier (response code of 035); (c) not received by the Donor Carrier within standard hours and days of operations or as otherwise agreed (response code of 034); (d) not all mandatory fields are populated (response code of 018).
	Outcomes and Actions				

12	Send TECA Cutover Confirmation / Rejection	D	H	Utilised to notify Confirmation or Rejection of a TECA Cutover Notification made by the Gaining Carrier.	Donor Carrier sends TECA Cutover Confirmation / Rejection within 15 minutes of receipt of the TECA Cutover Notification.
	Outcomes and Actions			TECA Cutover Confirmation / Rejections will be sent in standard hours of operations or as otherwise agreed if the TECA Cutover Notification was received within agreed Business Days and hours of operation.	
13	Receive TECA Cutover Confirmation / Rejection	L	H		
	Outcomes and Actions			Confirmation Implement Transfer Rejection Internal operational process	
14	Completion of the Transfer	D	N/ A		
	Outcomes and Actions			Completed Transfer will cause a TSNA Completion Notification to be sent to the Gaining Carrier within 15 minutes of Transfer.	
15	Send TSNA Completion Notification	D	H	Utilised to notify the Gaining Carrier of a completion of the transfer.	

	Outcomes and Actions				
16	Update Ported Local Number Register	D	N/ A	The PLNR is updated following the end of the Transfer Reversal Period.	If a Transfer Reversal is not called, the update of the PLNR will replace the existing Carrier code with the new Carrier code and change the indicator to "B" for the entry for the Telephone Number. The next update of the PLNR will remove the indicator "B" from the entry for the Telephone Number from the PLNR.
	Outcomes and Actions			Ported Local Number Register updated	
17	Update Ported Local Number Register	D	N/ A	If a Transfer Reversal is called, the PLNR is updated to indicate that the Port is no longer pending.	If a Transfer Reversal is called the update of the PLNR will replace the existing indicator of either "D" or "E" with a new indicator of "F". The next update of the PLNR will remove the indicator of "F" from the entry.
	Outcomes and Actions			Ported Local Number Register updated	
18	Receive TSNA Completion Notification	G	H		
	Outcomes and Actions				
19	Send ECA Cutover Notification to Losing Carrier	G	H	Utilised to notify the Losing Carrier that the cutover can commence on receipt of the ECA Cutover Notification.	
	Outcomes and Actions				
20	Receive and Validate ECA	L	H		The Losing Carrier will be required to validate and reject if:

	Cutover Notification				<p>(a) incorrect record format (response code of 020)</p> <p>(b) a confirmed and active SNA does not exist for the Telephone Number for the same Gaining Carrier (response code of 035);</p> <p>(c) the ECA Cutover Notification is not received by the Losing Carrier within standard hours and days of operations or as otherwise agreed (response code of 034);</p> <p>(d) not all mandatory fields are populated (response code of 018).</p>
	Outcomes and Actions			<p>Confirmation Implement Cutover. Activation targets apply.</p> <p>Rejection No change to Port status.</p>	
21	Send ECA Cutover Confirmation / Rejection	L	H	Utilised to notify confirmation or rejection of an ECA Cutover Notification made by the Gaining Carrier.	Losing Carrier must send an ECA Cutover Confirmation / Rejection within 15 minutes of receipt of the ECA Cutover Notification.
	Outcomes and Actions			ECA Cutover Confirmation / Rejections will be sent in standard operational hours or as otherwise agreed if the ECA Cutover Notification was received within agreed Business Days and hours of operation.	
22	Receive ECA Cutover Confirmation / Rejection	G	H		

	Outcomes and Actions			Confirmation Implement Cutover Rejection Internal operational process	
23	Completion of the Cutover	L	N/ A		
	Outcomes and Actions			Completed Cutover will cause an SNA Completion Notification to be sent to the Gaining Carrier within 15 minutes of Cutover.	
24	Send SNA Completion Notification	L	H	Utilised to notify the Gaining Carrier of the completion of the Port.	
	Outcomes and Actions				
25	Receive SNA Completion Notification	G	H		
	Outcomes and Actions				
26	Send SNA Retarget Notification	G	D	Utilised to extend the valid period of the SNA by another thirty days from receipt of the SNA Retarget Notification	
	Outcomes and Actions				
27	Receive and Validate SNA	L	D		Losing Carrier shall validate and reject if: (a) the record is in an incorrect record format (response code of 020);

	Retarget Notification				<p>(b) a confirmed and active SNA does not exist for the Telephone Number for the same Gaining Carrier (response code of 057);</p> <p>(c) SNA Retarget Notification exceeds two confirmed Retargets in total (response code of 037);</p> <p>(d) not all mandatory fields are populated (response code of 018);</p> <p>(e) not received at least one Business Day prior to expiry of the SNA (response code of 032).</p>
	Outcomes and Actions				
28	Send SNA Retarget Confirmation / Rejection	L	D	Utilised to notify the confirmation or rejection of a SNA Retarget Notification made by the Gaining Carrier.	Losing Carrier sends SNA Retarget Confirmation / Rejection within one Business Day of receipt of the SNA Retarget Notification.
	Outcomes and Actions			Losing Carrier sends SNA Retarget Confirmation / Rejection within one Business Day of receipt of the SNA Retarget Notification. Confirmations will cause the expiry date to be moved 30 calendar days forward from the receipt of the SNA Retarget Notification.	
29	Receive SNA Retarget Confirmation / Rejection	G	D		
	Outcomes and Actions			Rejection Internal operational process	

30	Send TSNA Withdrawal Notification	G	D	Utilised to notify the Donor Carrier of a withdrawal of the original TSNA made by the Gaining Carrier.	
	Outcomes and Actions				
31	Receive and Validate TSNA Withdrawal Notification	D	D		Donor Carrier shall validate and reject if: (a) the record is in an incorrect record format (response code of 020); (b) a confirmed and active TSNA does not exist for the Telephone Number for the same Gaining Carrier (response code of 056); (c) not all mandatory fields are populated (response code of 018); (d) not received at least one Business Day prior to TSNA expiry (response code of 032).
	Outcomes and Actions				
32	Send TSNA Withdrawal Confirmation / Rejection	D	D	Utilised to notify confirmation or rejection of a TSNA Withdrawal Notification made by the Gaining Carrier.	Donor Carrier sends TSNA Withdrawal Confirmation / Rejection within one Business Day of receipt of the TSNA Withdrawal Notification.
	Outcomes and Actions			Donor Carrier sends TSNA Withdrawal Confirmation / Rejection within one Business Day of receipt of the TSNA Withdrawal Notification. Confirmations will cancel the TSNA. Update Ported Local Number Register	
33	Update Ported Local	D	N/ A		The update of the PLNR will replace the existing indicator either "D" or "E" with a new indicator of

	Number Register				"F" for the entry for the Telephone Number. The next update of the PLNR will remove the indicator "F" from the entry for the Telephone Number.
	Outcomes and Actions			Ported Local Number Register updated	
34	Send SNA Withdrawal Notification	G	D	Utilised to notify the Losing Carrier of a Withdrawal of the original SNA made by the Gaining Carrier.	
	Outcomes and Actions				
35	Receive and Validate SNA Withdrawal Notification	L	D		Losing Carrier shall validate and reject if: (a) the record is in an incorrect record format (response code of 020); (b) a confirmed and active SNA Port Notification does not exist for the Telephone Number for the same Gaining Carrier (response code of 056); (c) not all mandatory fields are populated (response code of 018); (d) not received at least one Business Day prior to SNA expiry (response code of 032).
	Outcomes and Actions				
36	Send SNA Withdrawal Confirmation / Rejection	L	D	Utilised to notify Confirmation or Rejection of a SNA Withdrawal Notification made by the Gaining Carrier.	Losing Carrier sends SNA Withdrawal Confirmation / Rejection within one Business Day of receipt of the SNA Withdrawal Notification.
	Outcomes and Actions			Losing Carrier sends SNA Withdrawal Confirmation / Rejection within one Business Day of receipt of the SNA Withdrawal Notification.	

				Confirmations will cancel the SNA	
37	Receive SNA Withdrawal Confirmation / Rejection	G	D		
	Outcomes and Actions			Rejection Internal operational process	
38	Send SNA Expiry Notification	L	D	Utilised to notify the Gaining Carrier that the valid period for the SNA has expired and hence deemed to be cancelled	Any SNA that exceeds its SNA expiry date will have an SNA Expiry Notification sent to the Gaining Carrier one Business Day after the expiry date. Losing Carrier cancels the SNA
	Outcomes and Actions			Any SNA that exceeds its SNA expiry date will have an SNA Expiry Notification sent to the Gaining Carrier one Business Day after the expiry date. The SNA is no longer valid.	
39	Receive SNA Expiry Notification	G	D		
	Outcomes and Actions			Internal operational process	
40	Send TSNA Expiry Notification	D	D	Utilised to notify the Gaining Carrier that the valid period for the TSNA has expired and hence deemed to be cancelled	Any TSNA that exceeds its TSNA expiry date will have a TSNA Expiry Notification sent to the Gaining Carrier one Business Day after the expiry date. Donor Carrier cancels the TSNA
	Outcomes and Actions			Any TSNA that exceeds its TSNA expiry date will have a TSNA Expiry Notification sent to the Gaining Carrier one Business Day after the	

				expiry date. The TSNA is no longer valid.	
41	Update Ported Local Number Register	D	N/ A		The update of the PLNR will replace the existing indicator either "D" or "E" with a new indicator of "F" for the entry for the Telephone Number. The next update of the PLNR will remove the indicator "F" from the entry for the Telephone Number.
	Outcomes and Actions			Ported Local Number Register updated	
42	Receive TSNA Expiry Notification	G	D		
	Outcomes and Actions			Internal operational process	

6 CATEGORY A – THIRD PARTY PORTING ACTIVITY

Third Party Porting requires the Gaining Carrier to carefully co-ordinate activities with both the Donor Carrier and the Losing Carrier. The tables below provide guidance in the activity that can occur in various Porting scenarios.

6.1 SNA/TSNA Initiated

Losing Carrier Response	Donor Response	Port Still Proceeding	Port Not Proceeding	No Action by Gaining Carrier
SNA Rejected	TSNA Rejected	Issue new SNA and TSNA	No action required	N/A
SNA Confirmed	TSNA Rejected	Issue new TSNA	Issue SNA Withdrawal or allow SNA to Expire	SNA will expire
SNA Rejected	TSNA Confirmed	Issue new SNA	Issue TSNA Withdrawal or allow TSNA to Expire	TSNA will expire
SNA Confirmed	TSNA Confirmed	Issue ECA & TECA	Issue SNA Withdrawal & TSNA Withdrawal or allow Port to Expire	SNA & TSNA will expire

6.2 Port Cutover

Losing Carrier Response	Donor Response	Port Still Proceeding	Port Not Proceeding	No Action by Gaining Carrier
ECA Rejected	TECA Rejected	Issue new ECA & new TECA	Issue SNA & TSNA Withdrawal or allow Port to Expire	SNA & TSNA will expire
ECA Confirmed	TECA Rejected	Issue new TECA	Undertake Reversal with Losing Carrier. Also issue a Withdrawal of TSNA or allow TSNA to Expire	Port from Losing Carrier completed and no transfer from Donor Carrier.

ECA Rejected	TECA Confirmed	Issue new ECA	Undertake Transfer Reversal with the Donor. Issue a Withdrawal of SNA or allow SNA to Expire.	Transfer from Losing Carrier completed and no Port from Losing Carrier
ECA Confirmed	TECA Confirmed	No further action required	Undertake Transfer Reversal with Donor and Reversal with the Losing Carrier.	Port completed

6.3 SNA/TSNA Retarget

Losing Carrier Response	Donor Response	Port Still Proceeding	Port Not Proceeding	No Action by Gaining Carrier
SNA Retarget Rejected	N/A	Issue new SNA Retarget, if required.	Issue SNA Withdrawal and TSNA Withdrawal or allow SNA and TSNA to expire.	SNA & TSNA will expire
SNA Retarget Confirmed	N/A	Issue ECA & TECA	Issue SNA Withdrawal and TSNA Withdrawal or allow SNA and TSNA to expire.	SNA & TSNA will expire

6.4 SNA/TSNA Withdrawal

Losing Carrier Response	Donor Response	Port Still Proceeding	Port Not Proceeding	No Action by Gaining Carrier
SNA Withdrawal Rejected	TSNA Withdrawal Rejected	No further action required	Issue new SNA Withdrawal & TSNA Withdrawal or allow Port to Expire.	SNA & TSNA will expire
SNA Withdrawal Confirmed	TSNA Withdrawal Rejected	Issue new SNA	Issue new TSNA Withdrawal or allow Port to Expire.	TSNA will expire
SNA Withdrawal Rejected	TSNA Withdrawal Confirmed	Issue new TSNA	Issue new SNA Withdrawal or allow Port to Expire.	SNA will expire
SNA Withdrawal Confirmed	TSNA Withdrawal Confirmed	Issue new SNA and TSNA	No further action required.	N/A

6.5 Port Expiry

Losing Carrier Response	Donor Response	Port Still Proceeding	Port Not Proceeding	No Action by Gaining Carrier
SNA Expired	TSNA Expired	Issue new SNA and TSNA	No further action required.	N/A
SNA Active	TSNA Expired	Issue new TSNA	Issue SNA Withdrawal or allow SNA to Expire.	SNA will expire
SNA Expired	TSNA Active	Issue new SNA	Issue TSNA Withdrawal or allow TSNA to Expire.	TSNA will expire
SNA Active	TSNA Active	Issue ECA & TECA	Issue SNA Withdrawal & TSNA Withdrawal or allow Port to Expire.	SNA & TSNA will expire

7 CATEGORY A – PORTING TIMEFRAMES

	Confirmation/ Rejection	Receipt Advice	Limit (for confirmations)	Completion	Expiry	Comments
Customer Authorisation	N/A	N/A	N/A	N/A	90 Calendar Days	
SNA (A)	One Business Day	N/A	One		30 Calendar Days	
SNA Retarget (A)	One Business Day	N/A	Two	N/A	SNA Expiry + 30 Calendar Days	Must be provided up to one Clear Business Day prior to the Expiry Date.
SNA Withdrawal (A)	One Business Day	N/A	One	N/A	N/A	Must be provided up to one Clear Business Day prior to the Expiry Date and before the ECA.
ECA (A)	15 Minutes	N/A	One	15 Minutes	N/A	
TSNA (A)	One Business Day	N/A	One		90 Calendar Days	
TSNA Withdrawal (A)	One Business Day	N/A	One	N/A	N/A	Must be provided up to one Business Day prior to the Expiry Date and before the TECA.
TECA (A)	15 Minutes	N/A	One	15 Minutes	N/A	
Giveback	N/A	N/A	One	N/A	N/A	Giveback advice to be provided following 6 months Quarantine, or 12 months in the case of Quarantine for Unwelcome Communications, of the cancellation of the service associated with that Telephone Number.

8 CATEGORY A – RECORD DESCRIPTION

8.1 SNA

Attribute Name	Data Type	Start	Finish	Value	Mandatory	Description
Record Version	NUM(2)	1	2	01	Y	
Record Type	NUM(3)	3	5	002	Y	
Record Identifier	CHAR(3)	6	8	REQ	Y	
Category Type	CHAR(1)	9	9	A	Y	
Telephone Number	NUM(10)	10	19		Y	Full National Number e.g. 0396342223
Reference	CHAR(9)	20	28		N	Default value is spaces
Service Account Number	CHAR(25)	29	53		Y	Value other than spaces. The Account Number which the Losing Carrier uses for the aggregation of services for a customer for the purpose of billing the customer.
CA Date	DATE(8)	54	61		Y	Format CCYYMMDD
Filler	CHAR(189)	62	250			

8.2 SNA Confirmation

Attribute Name	Data Type	Start	Finish	Value	Mandatory	Description
Record Version	NUM(2)	1	2	01	Y	
Record Type	NUM(3)	3	5	002	Y	
Record Identifier	CHAR(3)	6	8	RSP	Y	
Telephone Number	NUM(10)	9	18		Y	Full National Number e.g. 0396342223
Reference	CHAR(9)	19	27		N	Default value is spaces
Response	NUM(3)	28	30	000	Y	

Code						
Filler	CHAR(220)	31	250			

8.3 SNA Rejection

Attribute Name	Data Type	Start	Finish	Value	Mandatory	Description
Record Version	NUM(2)	1	2	01	Y	
Record Type	NUM(3)	3	5	002	Y	
Record Identifier	CHAR(3)	6	8	RSP	Y	
Telephone Number	NUM(10)	9	18		Y	Full National Number e.g. 0396342223
Reference	CHAR(9)	19	27		N	Default value is spaces
Response Code	NUM(3)	28	30		Y	Must be a valid Code from Section 9
Filler	CHAR(220)	31	250			

8.4 SNA Retarget Notification

Attribute Name	Data Type	Start	Finish	Value	Mandatory	Description
Record Version	NUM(2)	1	2	01	Y	
Record Type	NUM(3)	3	5	003	Y	
Record Identifier	CHAR(3)	6	8	REQ	Y	
Telephone Number	CHAR(10)	9	18		Y	Full National Number e.g. 0396342223
Reference	CHAR(9)	19	27		N	Default value is spaces
Filler	CHAR(223)	28	250			

8.5 SNA Retarget Confirmation

Attribute Name	Data Type	Start	Finish	Value	Mandatory	Description
Record Version	NUM(2)	1	2	01	Y	
Record Type	NUM(3)	3	5	003	Y	
Record Identifier	CHAR(3)	6	8	RSP	Y	
Telephone Number	NUM(10)	9	17		Y	Full National Number e.g. 0396342223
Reference	CHAR(9)	19	27		N	Default value is spaces
Response Code	NUM(3)	28	30	000	Y	
Filler	CHAR(220)	31	250			

8.6 SNA Retarget Rejection

Attribute Name	Data Type	Start	Finish	Value	Mandatory	Description
Record Version	NUM(2)	1	2	01	Y	
Record Type	NUM(3)	3	5	003	Y	
Record Identifier	CHAR(3)	6	8	RSP	Y	
Telephone Number	NUM(10)	9	18		Y	Full National Number e.g. 0396342223
Reference	CHAR(9)	19	27		N	Default value is spaces
Response Code	NUM(3)	28	30		Y	Must be a valid Code from Section 9
Filler	CHAR(220)	31	250			

8.7 SNA Withdrawal Notification

Attribute Name	Data Type	Start	Finish	Value	Mandatory	Description
Record Version	NUM(2)	1	2	01	Y	
Record Type	NUM(3)	3	5	004	Y	
Record Identifier	CHAR(3)	6	8	REQ	Y	
Telephone Number	NUM(10)	9	18		Y	Full National Number e.g. 0396342223
Reference	CHAR(9)	19	27		N	Default value is spaces
Response Code	CHAR(223)	28	250			
Filler	NUM(2)	1	2	01	Y	

8.8 SNA Withdrawal Confirmation

Attribute Name	Data Type	Start	Finish	Value	Mandatory	Description
Record Version	NUM(2)	1	2	01	Y	
Record Type	NUM(3)	3	5	004	Y	
Record Identifier	CHAR(3)	6	8	RSP	Y	
Telephone Number	NUM(10)	9	18		Y	Full National Number e.g. 0396342223
Reference	CHAR(9)	19	27		N	Default value is spaces
Response Code	NUM(3)	28	30	000	Y	
Filler	CHAR(220)	31	250			

8.9 SNA Withdrawal Rejection

Attribute Name	Data Type	Start	Finish	Value	Mandatory	Description
Record Version	NUM(2)	1	2	01	Y	
Record Type	NUM(3)	3	5	004	Y	
Record Identifier	CHAR(3)	6	8	RSP	Y	
Telephone Number	NUM(10)	9	18		Y	Full National Number e.g. 0396342223
Reference	CHAR(9)	19	27		N	Default value is spaces
Response Code	NUM(3)	28	30		Y	Must be a valid Code from Section 9
Filler	CHAR(220)	31	250			

8.10 ECA Cutover Notification

Attribute Name	Data Type	Start	Finish	Value	Mandatory	Description
Record Version	NUM(2)	1	2	01	Y	
Record Type	NUM(3)	3	5	005	Y	
Record Identifier	CHAR(3)	6	8	REQ	Y	
Service Account Number	CHAR(25)	9	33		Y	Value other than spaces
Telephone Number	NUM(10)	34	43		Y	Full National Number e.g. 0396342223
Reference	CHAR(9)	44	52		N	Default value is spaces
Filler	CHAR(8)	53	60			

8.11 ECA Cutover Confirmation

Attribute Name	Data Type	Start	Finish	Value	Mandatory	Description
Record Version	NUM(2)	1	2	01	Y	
Record Type	NUM(3)	3	5	005	Y	
Record Identifier	CHAR(3)	6	8	RSP	Y	
Telephone Number	NUM(10)	9	18		Y	Full National Number e.g. 0396342223
Reference	CHAR(9)	19	27		N	Default value is spaces
Response Code	NUM(3)	28	30	000	Y	
Filler	CHAR(30)	31	60			

8.12 ECA Cutover Rejection

Attribute Name	Data Type	Start	Finish	Value	Mandatory	Description
Record Version	NUM(2)	1	2	01	Y	
Record Type	NUM(3)	3	5	005	Y	
Record Identifier	CHAR(3)	6	8	RSP	Y	
Telephone Number	NUM(10)	9	18		Y	Full National Number e.g. 0396342223
Reference	CHAR(9)	19	27		N	Default value is spaces
Response Code	NUM(3)	28	30		Y	Must be a valid Code from Section 9
Filler	CHAR(30)	31	60			

8.13 SNA Completion Notification

Attribute Name	Data Type	Start	Finish	Value	Mandatory	Description
Record Version	NUM(2)	1	2	01	Y	
Record Type	NUM(3)	3	5	006	Y	
Record Identifier	CHAR(3)	6	8	REQ	Y	
Telephone Number	NUM(10)				Y	Full National Number e.g. 0396342223
Reference	CHAR(9)	19	27		N	Default value is spaces
Filler	CHAR(33)	28	60			

8.14 SNA Expiry Notification

Attribute Name	Data Type	Start	Finish	Value	Mandatory	Description
Record Version	NUM(2)	1	2	01	Y	
Record Type	NUM(3)	3	5	007	Y	
Record Identifier	CHAR(3)	6	8	REQ	Y	
Telephone Number	NUM(10)	9	18		Y	Full National Number e.g. 0396342223
Reference	CHAR(9)	19	27		N	Default value is spaces
Filler	CHAR(223)	28	250			

8.15 TSNA Port Notification

Attribute Name	Data Type	Start	Finish	Value	Mandatory	Description
Record Version	NUM(2)	1	2	01	Y	
Record Type	NUM(3)	3	5	010	Y	
Record Identifier	CHAR(3)	6	8	REQ	Y	
Telephone Number	NUM(10)	9	18		Y	Full National Number e.g. 0396342223

Reference	CHAR(9)	19	27		N	Default value is spaces
Filler	CHAR(223)	28	250			

8.16 TSNA Port Confirmation

Attribute Name	Data Type	Start	Finish	Value	Mandatory	Description
Record Version	NUM(2)	1	2	01	Y	
Record Type	NUM(3)	3	5	010	Y	
Record Identifier	CHAR(3)	6	8	RSP	Y	
Telephone Number	NUM(10)	9	18		Y	Full National Number e.g. 0396342223
Reference	CHAR(9)	19	27		N	Default value is spaces
Response Code	NUM(3)	28	30	000	Y	
Exceed SLA Indicator	CHAR(1)	31	31		N	The value is "Y" if the Cutover may not be completed within the Activation Targets. Default value is a space.
Filler	CHAR(219)	32	250			

8.17 TSNA Port Rejection

Attribute Name	Data Type	Start	Finish	Value	Mandatory	Description
Record Version	NUM(2)	1	2	01	Y	
Record Type	NUM(3)	3	5	010	Y	
Record Identifier	CHAR(3)	6	8	RSP	Y	
Telephone Number	NUM(10)	9	18		Y	Full National Number e.g. 0396342223
Reference	CHAR(9)	19	27		N	Default value is spaces
Response Code	NUM(3)	28	30		Y	Must be a valid Code from Section 9

Exceed SLA Indicator	CHAR(1)	31	31		N	Must be a space
Filler	CHAR(219)	32	250			

8.18 TSNA Withdrawal Notification

Attribute Name	Data Type	Start	Finish	Value	Mandatory	Description
Record Version	NUM(2)	1	2	01	Y	
Record Type	NUM(3)	3	5	011	Y	
Record Identifier	CHAR(3)	6	8	REQ	Y	
Telephone Number	NUM(10)	9	18		Y	Full National Number e.g. 0396342223
Reference	CHAR(9)	19	27		N	Default value is spaces
Filler	CHAR(223)	28	250			

8.19 TSNA Withdrawal Confirmation

Attribute Name	Data Type	Start	Finish	Value	Mandatory	Description
Record Version	NUM(2)	1	2	01	Y	
Record Type	NUM(3)	3	5	011	Y	
Record Identifier	CHAR(3)	6	8	RSP	Y	
Telephone Number	NUM(10)	9	18		Y	Full National Number e.g. 0396342223
Reference	CHAR(9)	19	27		N	Default value is spaces
Response Code	NUM(3)	28	30	000	Y	
Filler	CHAR(220)	31	250			

8.20 TSNA Withdrawal Rejection

Attribute Name	Data Type	Start	Finish	Value	Mandatory	Description
Record Version	NUM(2)	1	2	01	Y	
Record Type	NUM(3)	3	5	011	Y	
Record Identifier	CHAR(3)	6	8	RSP	Y	
Telephone Number	NUM(10)	9	18		Y	Full National Number e.g. 0396342223
Reference	CHAR(9)	19	27		N	Default value is spaces
Response Code	NUM(3)	28	30		Y	Must be a valid Code from Section 9
Filler	CHAR(220)	31	250			

8.21 TECA Cutover Notification

Attribute Name	Data Type	Start	Finish	Value	Mandatory	Description
Record Version	NUM(2)	1	2	01	Y	
Record Type	NUM(3)	3	5	012	Y	
Record Identifier	CHAR(3)	6	8	REQ	Y	
Telephone Number	NUM(10)	9	18		Y	Full National Number e.g. 0396342223
Reference	CHAR(9)	19	27		N	Default value is spaces
Filler	CHAR(33)	28	60			

8.22 TECA Cutover Confirmation

Attribute Name	Data Type	Start	Finish	Value	Mandatory	Description
Record Version	NUM(2)	1	2	01	Y	
Record Type	NUM(3)	3	5	012	Y	
Record Identifier	CHAR(3)	6	8	RSP	Y	
Telephone Number	NUM(10)	9	18		Y	Full National Number e.g. 0396342223
Reference	CHAR(9)	19	27		N	Default value is spaces
Response Code	NUM(3)	28	30	000	Y	
Filler	CHAR(30)	31	60			

8.23 TECA Cutover Rejection

Attribute Name	Data Type	Start	Finish	Value	Mandatory	Description
Record Version	NUM(2)	1	2	01	Y	
Record Type	NUM(3)	3	5	012	Y	
Record Identifier	CHAR(3)	6	8	RSP	Y	
Telephone Number	NUM(10)	9	18		Y	Full National Number e.g. 0396342223
Reference	CHAR(9)	19	27		N	Default value is spaces
Response Code	NUM(3)	28	30		Y	Must be a valid Code from Section 9
Filler	CHAR(30)	31	60			

8.24 TSNA Completion Notification

Attribute Name	Data Type	Start	Finish	Value	Mandatory	Description
Record Version	NUM(2)	1	2	01	Y	
Record Type	NUM(3)	3	5	013	Y	
Record Identifier	CHAR(3)	6	8	REQ	Y	
Telephone Number	NUM(10)	9	18		Y	Full National Number e.g. 0396342223
Reference	CHAR(9)	19	27		N	Default value is spaces
Filler	CHAR(33)	28	60			

8.25 TSNA Expiry Notification

Attribute Name	Data Type	Start	Finish	Value	Mandatory	Description
Record Version	NUM(2)	1	2	01	Y	
Record Type	NUM(3)	3	5	014	Y	
Record Identifier	CHAR(3)	6	8	REQ	Y	
Telephone Number	NUM(10)	9	18		Y	Full National Number e.g. 0396342223
Reference	CHAR(9)	19	27		N	Default value is spaces
Filler	CHAR(223)	28	250			

9 CATEGORY A – RESPONSE CODES

Response Code	Description	LNP Further Explanation	SNA	SNA Retarget	SNA Withdrawal	ECA	TSNA	TSNA Withdrawal	TECA
000	Confirmation								
001	Service Number Not Found	Invalid Service / not present on ASD systems	√						
002	Not used	(No longer valid as of 2023 revision)	√						
003	Inactive Service	Service has been Temporarily Disconnected Customer request	√						
004	Disconnected Service	Service is Disconnected	√						
005	Complex Service – e.g. ISDN, Line Hunt etc.		√				√		
006	ULLS Call Diversion does not exist on requested Telephone Number								
007	ULLS Number/Telephone Number mismatch								
008	Outstanding porting request	Subsequent request rejected / requesting C/CSP already has a Port Request	√				√		

		confirmed							
009	Porting Already Completed	Porting request received from the current Recipient Carrier	√				√		
010	Telephone Number Ported to Another ASD	Already Ported	√						
011	ASD Owned Telephone Number	ASD Test Line, etc	√						
012	Outstanding Cust requested Pending Order	Customer requested Pending Order							
013	Not used								
014	Pending Disconnected Service	Service is Pending Disconnection							
015	Not used	(No longer valid as of 2023 revision)	√						
016	Not Used								
017		No longer required							
018	All mandatory fields are not populated	Mandatory data not provided	√	√	√	√	√	√	√
019	Not Used								
020	Transaction Level Rejections	Incorrectly formatted record	√	√	√	√	√	√	√

021	Not Used								
022	Not Used								
023	Not Used								
024	Not Used								
025	Not Used								
026	Not Used								
027	Not Used								
028	Losing Carrier not the Donor Carrier	Only applicable for Cat-D							
029	ULL request not completed								
030	ULLS call diversion greater than 30 days	ULLS call diversion greater than 30 days, has expired							
031	Not Used								
032	Insufficient notification time frame	Notification or Cutover		√	√	√		√	√
033	Not Used								
034	Cutover outside agreed hours	Agreed hrs for ECA Cutover Notification is received outside Standard Hours of Operation. Agreed hrs for CCA or CCA Retarget does not match				√			√

		the agreed date or time in GMT.							
035	No Porting Request is currently outstanding	Porting Notification is not confirmed or has expired				√			√
036	Invalid Cutover Timeslot								
037	Retarget Limit exceeded	Total of two Retargets only		√					
038	Giveback Invalid	e.g. Not currently Ported							
039	Not Used								
040	Duplicate Telephone Number in Batch	There is a Telephone Number duplicated in a single Batch							
041	Multiple Sites	There are more than one site involved for the Telephone Numbers in a Batch							
042	Not Used								
043	Not Used								
044	Not used								
045	Not used								
046	Not Used								
047	Not Used								
048	Not Used								

049	Not Used								
050	Not Used								
051	Telephone Number currently being Ported to another Carrier						√		
052	Service is currently connected to the ASD's network						√		
053	Cutover Date is within the Lead Time								
054	Cutover Date is outside Expiry Date								
055	Invalid Status - CNA Retarget or Withdrawal requested after CCA was Confirmed								
056	Invalid Withdrawal Request				√			√	
057	Invalid Retarget Request			√					
058	Not Used								
059	Not Used								
060	Incomplete Number Block or missing Telephone Numbers in Batch	Incomplete range / batch of service numbers in complex porting request							

061	Batch Reference Number Missing	Complex porting request received without batch number							
062	Giveback Date Invalid	Future dated							
063	Incorrect Category	Category listed in notification advice is incorrect	√						
064	Secondary Reject	Porting request is valid for Telephone Number but is associated with a primary reject in the same complex batch							
065	Telephone Numbers are not contiguous for a product	Telephone Numbers in the batch are not listed in a contiguous order							
066	Not Used								
067	Invalid CA date	CA date is too old	√						
068	Not Used								
069	Donor reject	Incorrect Donor nominated					√		
070	Not Used								
071	Not Used								
072	Not Used								
073	Excluded product	Complex Service cannot be ported	√						

074	Not Used								
075	Not Used								
076	Not Used								
077	Batch Number NOT unique	Batch Number is being used for another active Port for the same Gaining CSP							

10 REFERENCES

Publication	Title
Industry Codes	
C540	Local Number Portability
C513	Customer and Network Fault Management
C515	Pre-selection - Single Basket/Multi Service Deliverer
C566	Number Management – Use of Numbers by Customers
C569	Unconditioned Local Loop Service - Ordering, Provisioning and Customer Transfer
C628	Telecommunications Consumer Protections
Industry Guidelines	
G520:2005	Local Number Portability - Network Plan
G602.1	Local Number Portability IT Specifications & Operations Manual Part 1 - General, Giveback and Ported Local Number Processing
G603	Local Number Portability IT Test Strategy
G613.1	Local Number Portability IT Test Plan Part 1
G613.2	Local Number Portability Test Plan Part 2 - Category A
Legislation	
<i>Telecommunications Act 1997 (Cth)</i>	
<i>Privacy Act 1988 (Cth)</i>	
<i>Telecommunications (Consumer Protection and Services Standards) Act 1999 (Cth)</i>	
<i>Telecommunications Numbering Plan 2015 (Cth)</i>	
<i>Competition and Consumer Act 2010 (Cth)</i>	

PARTICIPANTS

The Fixed Line Admin Group responsible for the revisions made to this Guideline consisted of the following organisations and their representatives:

Organisation	Representative
Aussie Broadband	Kingsley Nash
Aussie Broadband	Jay Binks
Optus	Cliff Blackburn
Optus	Mark Kubale
Symbio	Geoff Brann
Telstra	David Fabbian
Telstra	Darren Weinman
TPGT	Alexander R. Osborne
TPGT	Ronald Ranieri
Virtutel	David Allen
Vocus	Michael Karagoz
Vocus	John Sexton

This Fixed Line Admin Group was chaired by Alexander R. Osborne. Craig Purdon of Communications Alliance provided project management support.

Communications Alliance was formed in 1997 to provide a unified voice for the Australian communications industry and to lead it into the next generation of converging networks, technologies and services.

In pursuing its goals, Communications Alliance offers a forum for the industry to make coherent and constructive contributions to policy development and debate.

Communications Alliance seeks to facilitate open, effective and ethical competition between service providers while ensuring efficient, safe operation of networks, the provision of innovative services and the enhancement of consumer outcomes.

It is committed to the achievement of the policy objective of the *Telecommunications Act 1997* - the greatest practicable use of industry self-regulation without imposing undue financial and administrative burdens on industry.



**Published by:
COMMUNICATIONS
ALLIANCE LTD**

**Level 12
75 Miller Street
North Sydney
NSW 2060 Australia**

**Correspondence
PO Box 444
Milsons Point
NSW 1565**

**T 61 2 9959 9111
F 61 2 9954 6136
E info@commsalliance.com.au
www.commsalliance.com.au
ABN 56 078 026 507**

Care should be taken to ensure the material used is from the current version of the Standard or Industry Code and that it is updated whenever the Standard or Code is amended or revised. The number and date of the Standard or Code should therefore be clearly identified. If in doubt please contact Communications Alliance